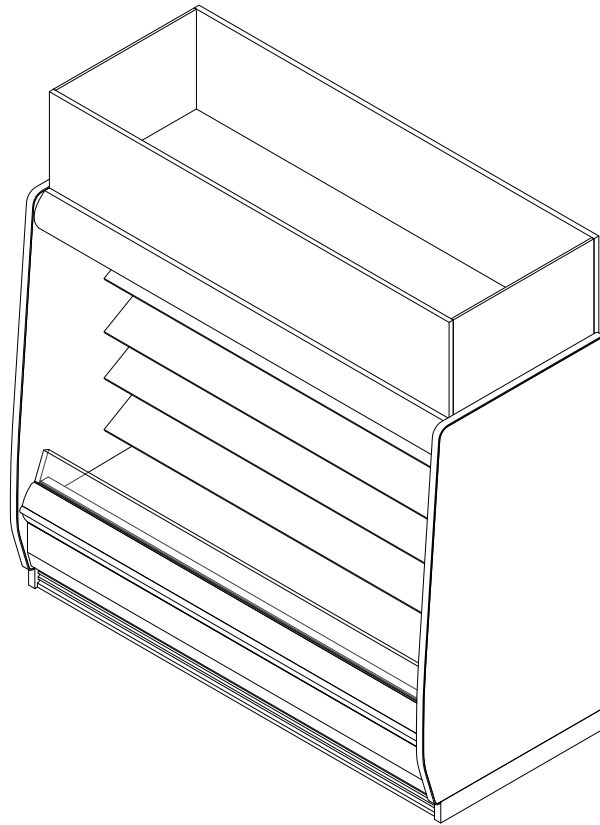


GENERAL NOTES

- " - - -" indicates that the feature is not an option for this case model and/or the data is not yet available.
- LED lights only.
- Maximum of 5 rows of standard output LED lighted shelves.



SHIPPING WEIGHT	
Case	Weight
O5MA-NRG	---



COMPONENT

ALL MEASUREMENTS ARE TAKEN PER ASHRAE-72-2005 SPECIFICATIONS. HILLPHOENIX REFRIGERATED DISPLAY CASES FOR SALE IN THE UNITED STATES MEET OR EXCEED DEPARTMENT OF ENERGY 2017 REQUIREMENTS.

O5MA-NRG

Rev Date:	Rev #	Revision Description:
10-16-18	4	PLEXIGLASS DEFLECTOR
10-13-18	3	DATA UPDATE

ELECTRICAL DATA							
Case Length	Fans Per Case	High Efficiency Fans		Defrost Heaters			
		120 Volt		208 Volts		240 Volts	
		Amps	Watts	Amps	Watts	Amps	Watts
8'	3	0.70	53.0	3.85	800	4.44	1065

LIGHTING DATA						
Case Length	Lights Per Row	Lights Length	Clearvoyant v4 LED Lighting (Per Light Row)			
			Standard Power (Cornice or Shelf)		High Power (Cornice Only)	
			120 Volts		120 Volts	
			Amps	Watts	Amps	Watts
8'	2	4'	0.20	23.8	0.36	43.0

GUIDELINES AND CONTROL SETTINGS							
Front Sill height	Coil Type	BTUH/ft		Superheat Set Point @ Bulb (°F)	Evaporator (°F)	Discharge Air (°F)	Discharge Air Velocity (FPM)
		Conventional	Parallel				
Thermopane	Enhanced	1967	1680	6 - 8	17	26	225

DEFROST CONTROLS							
Defrosts Per Day	Run Off Time (Min)	Electric Defrost		Timed-Off Defrost		Hot Gas Defrost	
		Fail Safe (Min)	Termination Temp (°F)	Fail-Safe (Min)	Termination Temp (°F)	Fail Safe (Min)	Termination Temp (°F)
6	6 - 8	40	47	---	45	26	45

NOTES

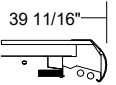
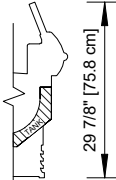
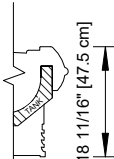
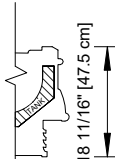
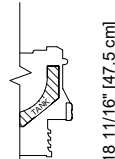
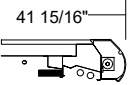
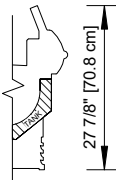
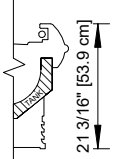
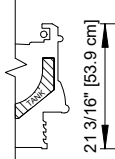
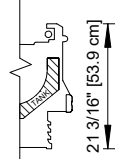
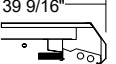
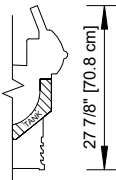
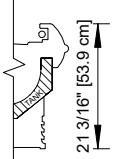
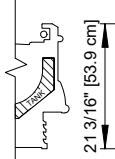
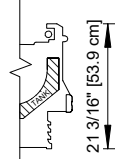
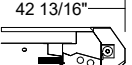
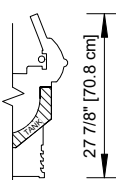
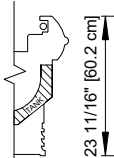
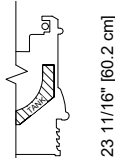
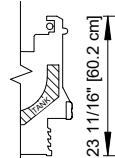
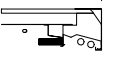
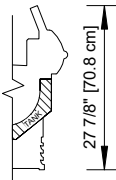
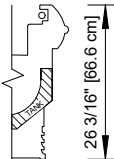
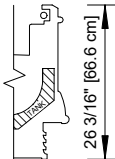
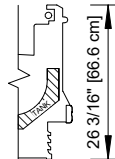
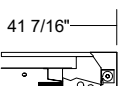
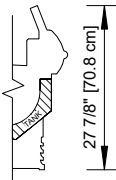
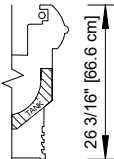
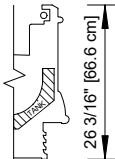
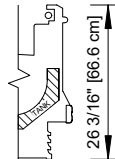
- "---" indicates that the feature is not an option for this case model and/or the data is not yet available.
- Listed BTUH/ft data represent unlighted shelves. For LED lighting, add 9 BTUH/ft per row of lighted shelving.
- Listed discharge air velocity represents the average velocity immediately after defrost.
- Temperature and defrost settings listed below are recommended start-up settings. Final operational settings may need to be adjusted for the store conditions in which the case operates.
- The recommended evaporator temperatures may need to be adjusted based on system setup, store conditions, etc. The minimum recommended evaporator temperature is 4°F below the listed evaporator temperature.



ALL MEASUREMENTS ARE TAKEN PER ASHRAE-72-2005 SPECIFICATIONS. HILLPHOENIX REFRIGERATED DISPLAY CASES FOR SALE IN THE UNITED STATES MEET OR EXCEED DEPARTMENT OF ENERGY 2017 REQUIREMENTS.

O5MA-NRG

Rev Date:	Rev #	Revision Description:
10-16-18	4	PLEXIGLASS DEFLECTOR
10-13-18	3	DATA UPDATE

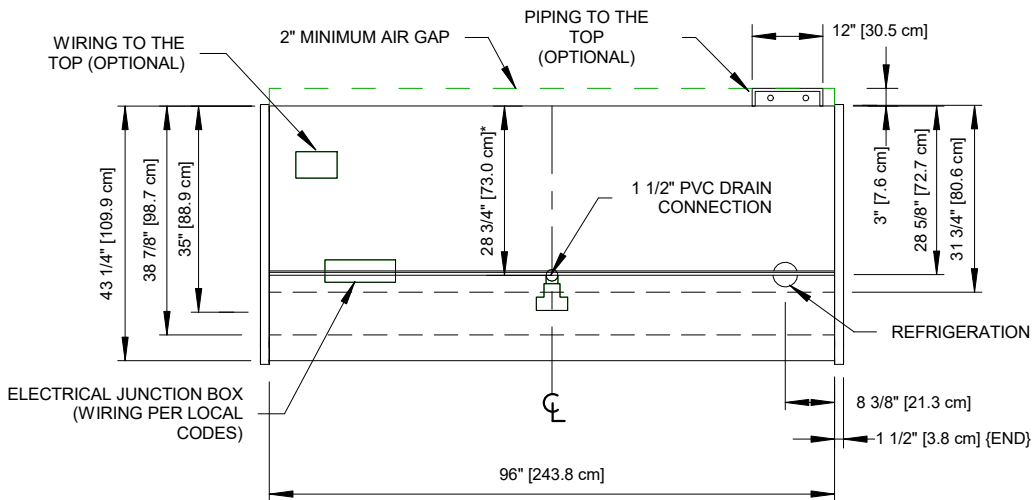
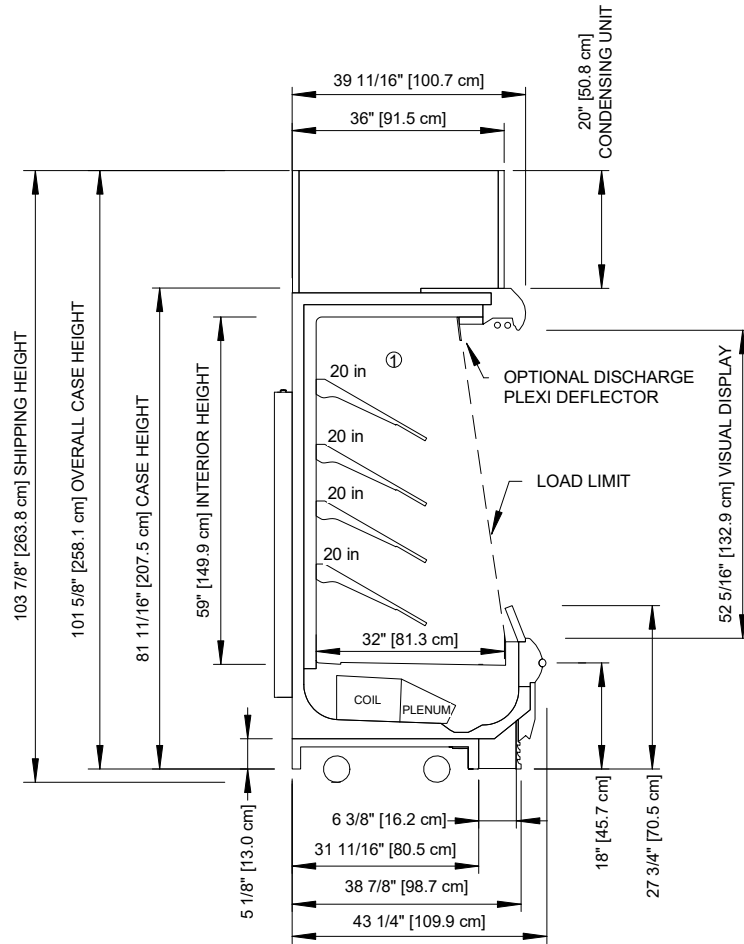
CORNICE OPTIONS	FRONT OPTIONS			
	THERMOPANE	ORIGIN 2	CLASSIC 2 POLYMER	CLASSIC 2 METAL
CURVED CORNICE  39 11/16"	6" THERMOPANE FRONT  29 7/8" [75.8 cm]	18" FRONT  18 11/16" [47.5 cm]	18" FRONT  18 11/16" [47.5 cm]	18" FRONT  18 11/16" [47.5 cm]
CURVED CORNICE WITH NIGHT COVER  41 15/16"	4" THERMOPANE FRONT  27 7/8" [70.8 cm]	21" FRONT W/ & W/O NOSE LIGHT  21 3/16" [53.9 cm]	21" FRONT W/ & W/O NOSE LIGHT  21 3/16" [53.9 cm]	21" FRONT W/ & W/O NOSE LIGHT  21 3/16" [53.9 cm]
FACETED CORNICE  39 9/16"	4" THERMOPANE FRONT  27 7/8" [70.8 cm]	23" FRONT W/ & W/O NOSE LIGHT  23 11/16" [60.2 cm]	23" FRONT W/ & W/O NOSE LIGHT  23 11/16" [60.2 cm]	23" FRONT W/ & W/O NOSE LIGHT  23 11/16" [60.2 cm]
FACETED CORNICE WITH NIGHT COVER  42 13/16"	4" THERMOPANE FRONT W/T NOSE LIGHT  27 7/8" [70.8 cm]	23" FRONT W/ & W/O NOSE LIGHT  23 11/16" [60.2 cm]	23" FRONT W/ & W/O NOSE LIGHT  23 11/16" [60.2 cm]	23" FRONT W/ & W/O NOSE LIGHT  23 11/16" [60.2 cm]
FLAT CORNICE  38 13/16"	4" THERMOPANE FRONT  27 7/8" [70.8 cm]	26" FRONT  26 3/16" [66.6 cm]	26" FRONT  26 3/16" [66.6 cm]	26" FRONT  26 3/16" [66.6 cm]
FLAT CORNICE WITH NIGHT COVER  41 7/16"	4" THERMOPANE FRONT  27 7/8" [70.8 cm]	26" FRONT  26 3/16" [66.6 cm]	26" FRONT  26 3/16" [66.6 cm]	26" FRONT  26 3/16" [66.6 cm]



O5MA-NRG

ALL MEASUREMENTS ARE TAKEN PER ASHRAE-72-2005 SPECIFICATIONS. HILLPHOENIX REFRIGERATED DISPLAY CASES FOR SALE IN THE UNITED STATES MEET OR EXCEED DEPARTMENT OF ENERGY 2017 REQUIREMENTS.

Rev Date:	Rev #	Revision Description:
10-16-18	4	PLEXIGLASS DEFLECTOR
10-13-18	3	DATA UPDATE



NOTES:

- * : STUB-UP AREA
- ** : RECOMMENDED STUB-UP CENTERLINE FOR ELECTRICAL AND HUB DRAINS
- ① : AVAILABLE SHELF SIZES: 18", 20", 22", & 24" ARTICULATING OR 20", 22", & 24" STANDARD

• Ends add approximately 1" to case height, 1" to the front and 1/2" to case height.



O5MA-NRG

ALL MEASUREMENTS ARE TAKEN PER ASHRAE-72-2005 SPECIFICATIONS. HILLPHOENIX REFRIGERATED DISPLAY CASES FOR SALE IN THE UNITED STATES MEET OR EXCEED DEPARTMENT OF ENERGY 2017 REQUIREMENTS.

Rev Date:	Rev #	Revision Description:
10-16-18	4	PLEXIGLASS DEFLECTOR
10-13-18	3	DATA UPDATE

