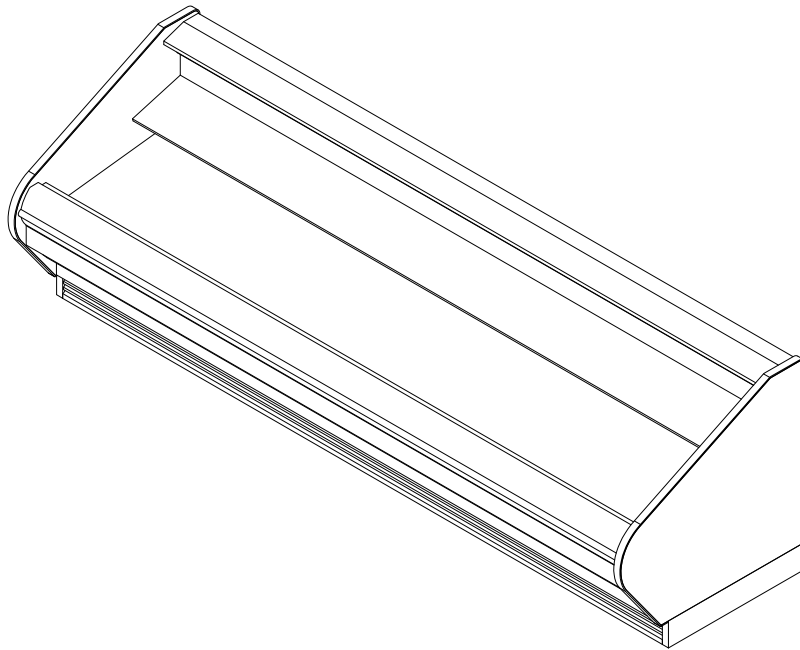


GENERAL NOTES:

- " - - - " indicates that the feature is not an option with this case model and/or that the data is not available at this time.
- LED lights only.
- 3rd row or nose lights are not available.



SHIPPING WEIGHT	
Case	Weight
OWZ	---



OC-NRG

ALL MEASUREMENTS ARE TAKEN PER ASHRAE-72-2005 SPECIFICATIONS. HILLPHOENIX REFRIGERATED DISPLAY CASES FOR SALE IN THE UNITED STATES MEET OR EXCEED DEPARTMENT OF ENERGY 2017 REQUIREMENTS.

Rev Date:	Rev #	Revision Description:
5/9/2018	2	NEW STANDARDS
12/1/2017	1	DOE 2017

ELECTRICAL DATA					
Case Length	Fans Per Case	High Efficiency Fans		Anti-Condensate Heaters	
		120 Volts		120 Volts	
		Amps	Watts	Amps	Watts
4'	2	0.15	9.2	0.14	17.0
6'	2	0.15	9.2	0.20	24.0
8'	2	0.15	9.2	0.25	30.0
12'	3	0.23	13.8	0.38	46.0

LIGHTING DATA						
Case Length	Lights Per Row	Light Length	Clearvoyant v4 LED Lighting (Per Light Row)			
			Standard Power		High Power	
			Cornice or Shelf		Cornice Only	
			120 Volts		120 Volts	
			Amps	Watts	Amps	Watts
4'	1	4'	0.05	5.9	0.12	14.9
6'	2	3'	0.08	9.4	0.20	23.8
8'	2	4'	0.10	11.8	0.25	29.9
12'	3	4'	0.15	17.6	0.37	44.8

GUIDELINES and CONTROL SETTINGS						
Front Sill Height	BTUH/ft		Superheat Set Point @ Bulb (°F)	Evaporator (°F)	Discharge Air (°F)	Discharge Air Velocity (FPM)
	Conventional	Parallel				
Standard	488	420	6-8	28	30	165
All Others	449	387	6-8	28	30	165

DEFROST CONTROLS		
Defrosts Per Day	Timed-Off Defrost	
	Fail-safe (Min)	Termination Temp (°F)
6	45	42

NOTES:

- " - - - " indicates that the feature is not an option with this case model and/or that the data is not available at this time.
- Listed BTUH/ft data represent unlighted shelves. For LED lighting, add 9 BTUH/ft per row of lighted shelving.
- BTUH load increases by 123 BTUH/ft when aftermarket merchandising accessories are utilized.
- Listed evaporator temperature represents unlighted shelves. For lighted shelves and/or aftermarket merchandising accessories, reduce the listed evaporator temperature by 2°F.
- Conventional Discharge Air Control - Recommended Settings: Cut-in Temp + Discharge Air + 2°F; Cut-Out Temp = Discharge Air - 2°F.
- Listed discharge air velocity represents the average velocity at the peak of defrost.
- Temperature and defrost settings listed above are recommended start-up settings. Final operational settings may need to be adjusted for the store conditions in which the case operates.
- The recommended evaporator temperatures may need to be adjusted based on system setup, store conditions, etc. The minimum recommended evaporator temperature is 4°F below the listed evaporator temperature.



OC-NRG

ALL MEASUREMENTS ARE TAKEN PER ASHRAE-72-2005 SPECIFICATIONS. HILLPHOENIX REFRIGERATED DISPLAY CASES FOR SALE IN THE UNITED STATES MEET OR EXCEED DEPARTMENT OF ENERGY 2017 REQUIREMENTS.

Rev Date:	Rev #	Revision Description:
5/9/2018	2	NEW STANDARDS
12/1/2017	1	DOE 2017



SECOND NATURE DATA

Case Model	No. of Coils	Application	Front Sill Type	BTUH/ft (DR)		GPM/FT (DR)	Supply Fluid Temp (°F)	Discharge Air Temp (°F)
				Conventional	Parallel			
OC-NRG	1	All	All Other Fronts	488	420	0.14	20	27
OC-NRG	1	All	Standard	499	430	0.14	20	26
OC-NRG	1	All	All Other Fronts	488	420	0.42	25	27
OC-NRG	1	All	Standard	499	430	0.43	25	26

SECOND NATURE DATA

Case Model	No. of Coils	Application	Front Sill Type	No. of Defrosts	Timed Off Defrost		Warm Fluid Defrost	
					Fail Safe (Min)	Termination Temp (°F)	Fail Safe (Min)	Termination Temp (°F)
OC-NRG	1	All	All Other Fronts	4	60	47	26	49
OC-NRG	1	All	Standard	4	60	47	26	49
OC-NRG	1	All	All Other Fronts	4	45	42	26	49
OC-NRG	1	All	Standard	4	45	42	26	49

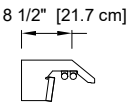
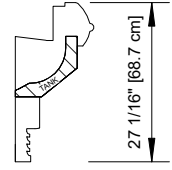
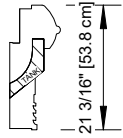
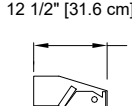
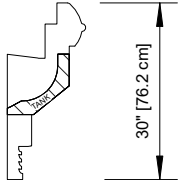
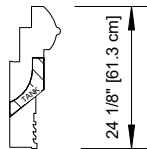
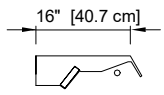
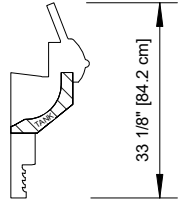
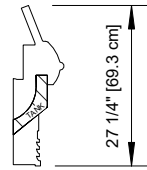
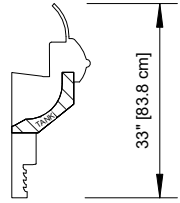
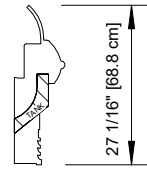


COMPONENT

ALL MEASUREMENTS ARE TAKEN PER ASHRAE-72-2005 SPECIFICATIONS. HILLPHOENIX REFRIGERATED DISPLAY CASES FOR SALE IN THE UNITED STATES MEET OR EXCEED DEPARTMENT OF ENERGY 2017 REQUIREMENTS.

OC-NRG

Rev Date:	Rev #	Revision Description:
5/9/2018	2	NEW STANDARDS
12/1/2017	1	DOE 2017

REAR SILL OPTIONS	FRONT OPTIONS	
	<u>11" BASEFRAME</u>	<u>5" BASEFRAME</u>
<p><u>STANDARD REAR SILL</u></p>  <p>8 1/2" [21.7 cm]</p>	<p><u>STANDARD FRONT</u></p>  <p>27 1/16" [68.7 cm]</p>	<p><u>STANDARD FRONT</u></p>  <p>21 3/16" [53.8 cm]</p>
<p><u>LIGHTED REAR SILL</u></p>  <p>12 1/2" [31.6 cm]</p>	<p><u>EXTENDED STANDARD FRONT</u></p>  <p>30" [76.2 cm]</p>	<p><u>EXTENDED STANDARD FRONT</u></p>  <p>24 1/8" [61.3 cm]</p>
<p><u>16" REAR SILL (REAR DISCHARGE)</u></p>  <p>16" [40.7 cm]</p>	<p><u>6" THERMOPANE FRONT</u></p>  <p>33 1/8" [84.2 cm]</p>	<p><u>6" THERMOPANE FRONT</u></p>  <p>27 1/4" [69.3 cm]</p>
	<p><u>6" PLEXIGLAS FRONT</u></p>  <p>33" [83.8 cm]</p>	<p><u>6" PLEXIGLAS FRONT</u></p>  <p>27 1/16" [68.8 cm]</p>

NOTES:

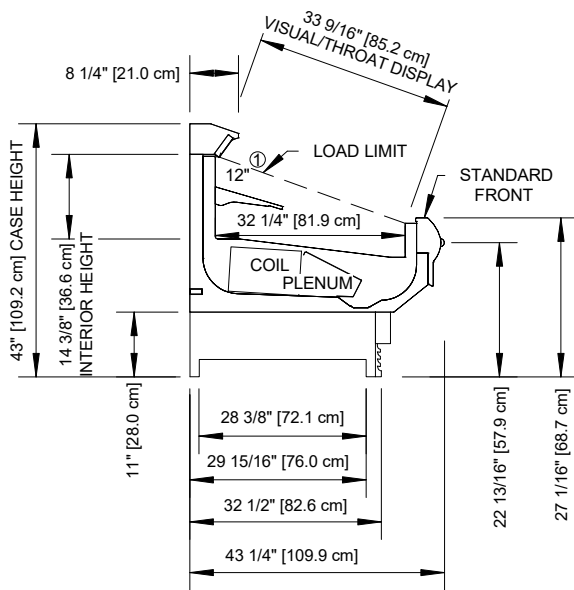
- Front sills height and overall case height varies with base frame height.
- Extended front sills are required for meat applications to maintain proper product temperature. An extended front has a minimum height of 24" on a 5" baseframe, or 30" on an 11" baseframe.



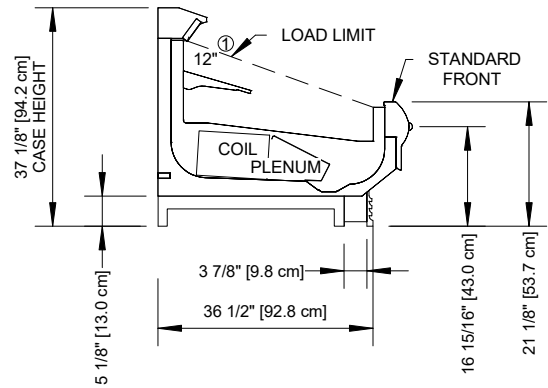
OC-NRG

ALL MEASUREMENTS ARE TAKEN PER ASHRAE-72-2005 SPECIFICATIONS. HILLPHOENIX REFRIGERATED DISPLAY CASES FOR SALE IN THE UNITED STATES MEET OR EXCEED DEPARTMENT OF ENERGY 2017 REQUIREMENTS.

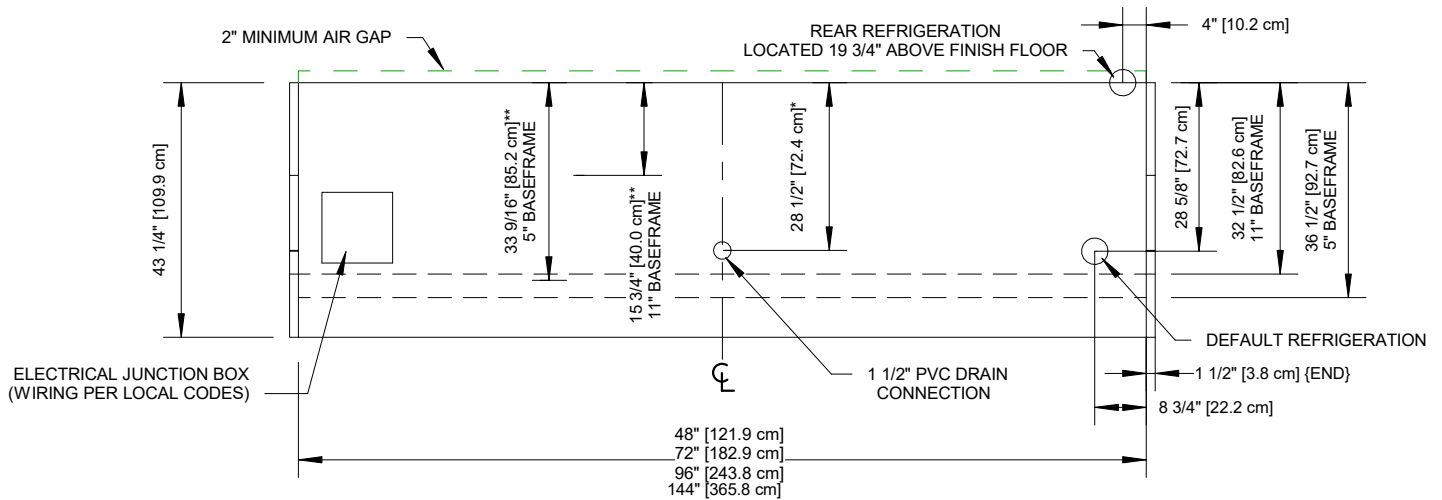
Rev Date:	Rev #	Revision Description:
5/9/2018	2	NEW STANDARDS
12/1/2017	1	DOE 2017



11" BASEFRAME



5" BASEFRAME



NOTES:

- * :STUB-UP AREA
- ** :RECOMMENDED STUB-UP CENTERLINE FOR ELECTRICAL AND HUB DRAINS AVAILABLE UPON REQUEST
- ① :AVAILABLE SHELF SIZES: 10", 12", 14", 16" & 18"

- Ends add approximately 1 inch to case height
- Product on top shelf should be 3 inches below discharge



OC-NRG

ALL MEASUREMENTS ARE TAKEN PER ASHRAE-72-2005 SPECIFICATIONS. HILLPHOENIX REFRIGERATED DISPLAY CASES FOR SALE IN THE UNITED STATES MEET OR EXCEED DEPARTMENT OF ENERGY 2017 REQUIREMENTS.

Rev Date:	Rev #	Revision Description:
5/9/2018	2	NEW STANDARDS
12/1/2017	1	DOE 2017

