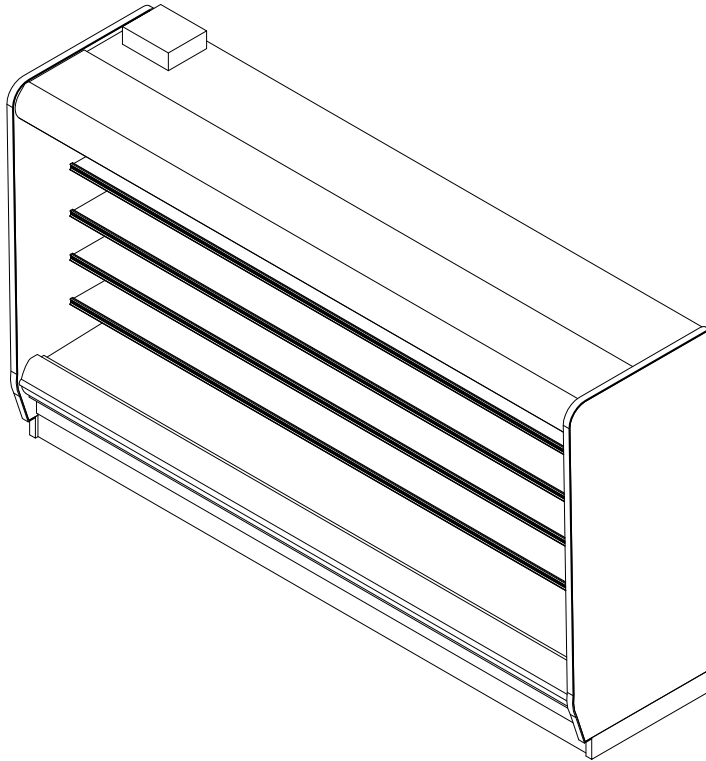


# ON5DMX-NRG

Narrow Multi-Deck Merchandiser with Synerg-E™  
4', 6', 8' & 12' (Beverage / Dairy / Deli / Produce)

## GENERAL NOTES

- "---" indicates that the feature is not an option for this case model and/or the data is not available at this time.
- LED lights only.
- Maximum of 5 rows of Standard Output LED lighted shelves.



SHIPPING WEIGHT	
Case	Weight
ON5DMX-NRG	---



COMPONENT  
ALL MEASUREMENTS ARE TAKEN PER  
ASHRAE-72-2005 SPECIFICATIONS. HILLPHOENIX  
REFRIGERATED DISPLAY CASES FOR SALE IN THE  
UNITED STATES MEET OR EXCEED DEPARTMENT  
OF ENERGY 2017 REQUIREMENTS.

## ON5DMX-NRG

Rev. Date	Rev. #	Rev. Title
3-8-19	4	ENDVIEW UPDATE
9-17-18	3	DATA UPDATE

**Hillphoenix**  
A DOVER COMPANY

# ON5DMX-NRG

Narrow Multi-Deck Merchandiser with Synerg-E™  
4', 6', 8' & 12' (Beverage / Dairy / Deli / Produce)

ELECTRICAL DATA			
Case Length	Fans Per Case	High Efficiency Fans	
		120 Volt	
		Amps	Watts
4'	1	0.23	18.0
6'	2	0.47	35.0
8'	2	0.47	35.0
12'	3	0.70	53.0

LIGHTING DATA					
Case Length	Lights per row	Clearvoyant v4 LED Lighting (Per Light Row)			
		Standard Power (Cornice or Shelf)		High Power (Cornice Only)	
		120 Volts		120 Volts	
		Amps	Watts	Amps	Watts
4'	1	0.05	5.9	0.12	14.9
6'	2	0.08	9.4	0.20	23.8
8'	2	0.10	11.8	0.25	29.9
12'	3	0.15	17.6	0.37	44.8

GUIDELINES AND CONTROL SETTINGS							
Application	Front Sill height	BTUH/ft		Superheat Set Point @ Bulb (°F)	Evaporator (°F)	Discharge Air (°F)	Discharge Air Velocity (FPM)
		Conventional	Parallel				
Dairy/Deli/Cut Produce	Std. Dairy	1371	1200	6 - 8	28	31	150
Dairy/Deli/Cut Produce	2.5" Extended	1331	1165	6 - 8	28	31	150
Dairy/Deli/Cut Produce	5" Extended	1303	1140	6 - 8	28	31	150
Dairy/Deli/Cut Produce	7.5" Extended	1280	1120	6 - 8	28	31	150
Beverage/Bulk Produce	Std. Dairy	1085	1055	6 - 8	34	37	150
Beverage/Bulk Produce	2.5" Extended	1020	1020	6 - 8	34	37	150
Beverage/Bulk Produce	5" Extended	995	995	6 - 8	34	37	150
Beverage/Bulk Produce	7.5" Extended	975	975	6 - 8	34	37	150

DEFROST CONTROLS			
Application	Defrosts Per Day	Timed-Off Defrost	
		Fail-Safe (Min)	Termination Temp (F)
Dairy/Deli/Cut Produce	6	40	47
Beverage/Bulk Produce	2	30	47

## NOTES:

- "---" indicates that the feature is not an option for this case model and/or the data is not available at this time.
- Listed BTUH/ft data represent unlighted shelves. For LED lighting, add 9 BTUH/ft per row of lighted shelving.
- BTUH load increases by 132 BTUH/ft when aftermarket merchandising accessories are utilized.
- Listed evaporator temperature represents unlighted shelves. For lighted shelves and/or aftermarket merchandising accessories, reduce the listed evaporator temperature by 2°F.
- Conventional Discharge Air Control – Recommended Settings: Cut-In Temp = Discharge Air + 2°F; Cut-Out Temp = Discharge Air - 2°F.
- Listed discharge air velocity represents the average velocity immediately after defrost.
- Temperature and defrost settings listed above are recommended start-up settings. Final operational settings may need to be adjusted for the store conditions in which the case operates.
- The recommended evaporator temperatures may need to be adjusted based on system setup, store conditions, etc. The minimum recommended evaporator temperature is 4°F below the listed evaporator temperature.



ALL MEASUREMENTS ARE TAKEN PER ASHRAE-72-2005 SPECIFICATIONS. HILLPHOENIX REFRIGERATED DISPLAY CASES FOR SALE IN THE UNITED STATES MEET OR EXCEED DEPARTMENT OF ENERGY 2017 REQUIREMENTS.

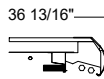


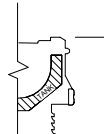
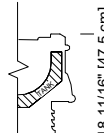
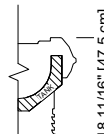
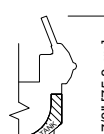
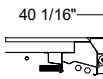
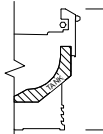
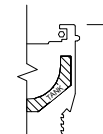
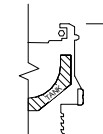


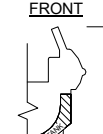
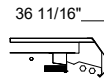
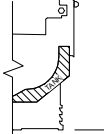
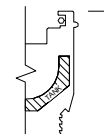
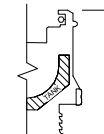
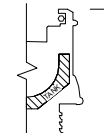
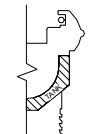
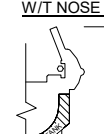
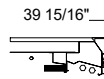
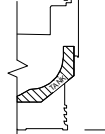
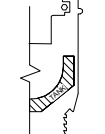
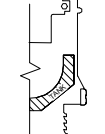
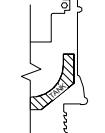
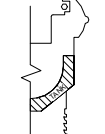
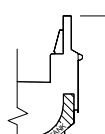
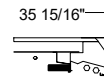
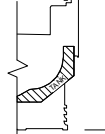
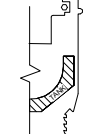
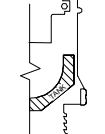
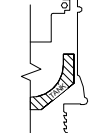
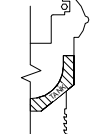
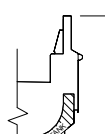
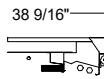
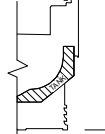
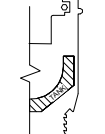
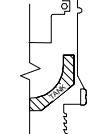
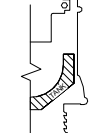
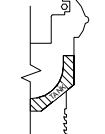
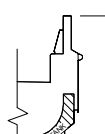
## ON5DMX-NRG

Rev. Date	Rev. #	Rev. Title
3-8-19	4	ENDVIEW UPDATE
9-17-18	3	DATA UPDATE

**Hillphoenix**  
A DOVER COMPANY

# ON5DMX-NRG

Narrow Multi-Deck Merchandiser with Synerg-E™  
4', 6', 8' & 12' (Beverage / Dairy / Deli / Produce)

CORNICE OPTIONS	FRONT OPTIONS					
	FLAT FRONT 2	FLAT FRONT	CLASSIC 2 METAL	CLASSIC 2 POLYMER	ORIGIN 2	THERMOPANE
CURVED CORNICE 36 13/16" 	STANDARD FRONT 	STANDARD FRONT 	STANDARD FRONT 	STANDARD FRONT 	STANDARD FRONT 	6" THERMOPANE FRONT 
CURVED CORNICE WITH NIGHT COVER 40 1/16" 	2 1/2" EXTENDED FRONT W/ & W/O NOSE LIGHT 	2 1/2" EXTENDED FRONT W/ & W/O NOSE LIGHT 	2 1/2" EXTENDED FRONT W/ & W/O NOSE LIGHT 	2 1/2" EXTENDED FRONT W/ & W/O NOSE LIGHT 	2 1/2" EXTENDED FRONT W/ & W/O NOSE LIGHT 	4" THERMOPANE FRONT 
FACETED CORNICE 36 11/16" 	5" EXTENDED FRONT W/ & W/O NOSE LIGHT 	5" EXTENDED FRONT W/ & W/O NOSE LIGHT 	5" EXTENDED FRONT W/ & W/O NOSE LIGHT 	5" EXTENDED FRONT W/ & W/O NOSE LIGHT 	5" EXTENDED FRONT W/ & W/O NOSE LIGHT 	4" THERMOPANE FRONT W/T NOSE LIGHT 
FACETED CORNICE WITH NIGHT COVER 39 15/16" 	7 1/2" EXTENDED FRONT 	7 1/2" EXTENDED FRONT 	7 1/2" EXTENDED FRONT 	7 1/2" EXTENDED FRONT 	7 1/2" EXTENDED FRONT 	6" THERMOPANE FRONT 
FLAT CORNICE 35 15/16" 	2 1/2" EXTENDED FRONT W/ & W/O NOSE LIGHT 	2 1/2" EXTENDED FRONT W/ & W/O NOSE LIGHT 	2 1/2" EXTENDED FRONT W/ & W/O NOSE LIGHT 	2 1/2" EXTENDED FRONT W/ & W/O NOSE LIGHT 	2 1/2" EXTENDED FRONT W/ & W/O NOSE LIGHT 	4" THERMOPANE FRONT W/T NOSE LIGHT 
FLAT CORNICE WITH STANDARD NIGHT COVER 38 9/16" 	5" EXTENDED FRONT W/ & W/O NOSE LIGHT 	5" EXTENDED FRONT W/ & W/O NOSE LIGHT 	5" EXTENDED FRONT W/ & W/O NOSE LIGHT 	5" EXTENDED FRONT W/ & W/O NOSE LIGHT 	5" EXTENDED FRONT W/ & W/O NOSE LIGHT 	6" THERMOPANE FRONT 



ALL MEASUREMENTS ARE TAKEN PER ASHRAE-72-2005 SPECIFICATIONS. HILLPHOENIX REFRIGERATED DISPLAY CASES FOR SALE IN THE UNITED STATES MEET OR EXCEED DEPARTMENT OF ENERGY 2017 REQUIREMENTS.

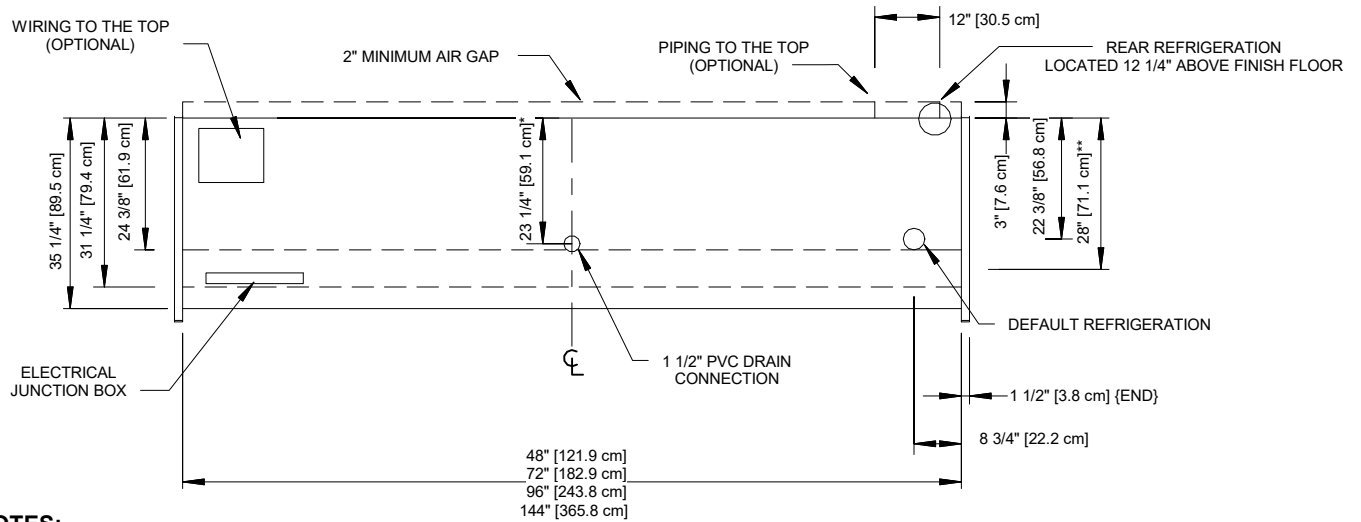
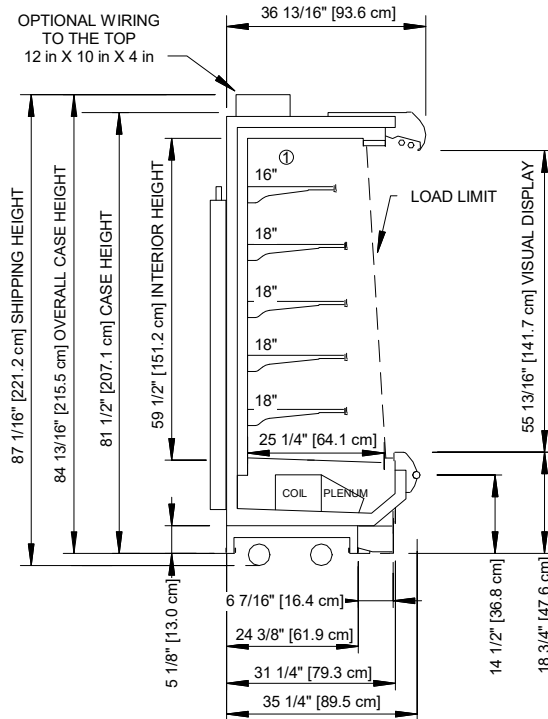
## ON5DMX-NRG

Rev. Date	Rev. #	Rev. Title
3-8-19	4	ENDVIEW UPDATE
9-17-18	3	DATA UPDATE

**Hillphoenix**  
A DOWER COMPANY

# ON5DMX-NRG

Narrow Multi-Deck Merchandiser with Synerg-E™  
4', 6', 8' & 12' (Beverage / Dairy / Deli / Produce)



## NOTES:

- \* : STUB-UP AREA
- \*\* : RECOMMENDED STUB-UP CENTERLINE FOR ELECTRICAL AND HUB DRAINS
- ① : AVAILABLE SHELF SIZES: 10", 12", 14", 16", 18" & 20"

- Ends add approximately 1" to case height, 1/2" to the back and 1" to the front.
- Back panels add approximately 1" to the rear of the case.



ALL MEASUREMENTS ARE TAKEN PER ASHRAE-72-2005 SPECIFICATIONS. HILLPHOENIX REFRIGERATED DISPLAY CASES FOR SALE IN THE UNITED STATES MEET OR EXCEED DEPARTMENT OF ENERGY 2017 REQUIREMENTS.

## ON5DMX-NRG

Rev. Date	Rev. #	Rev. Title
3-8-19	4	ENDVIEW UPDATE
9-17-18	3	DATA UPDATE

**Hillphoenix**  
A DOVER COMPANY