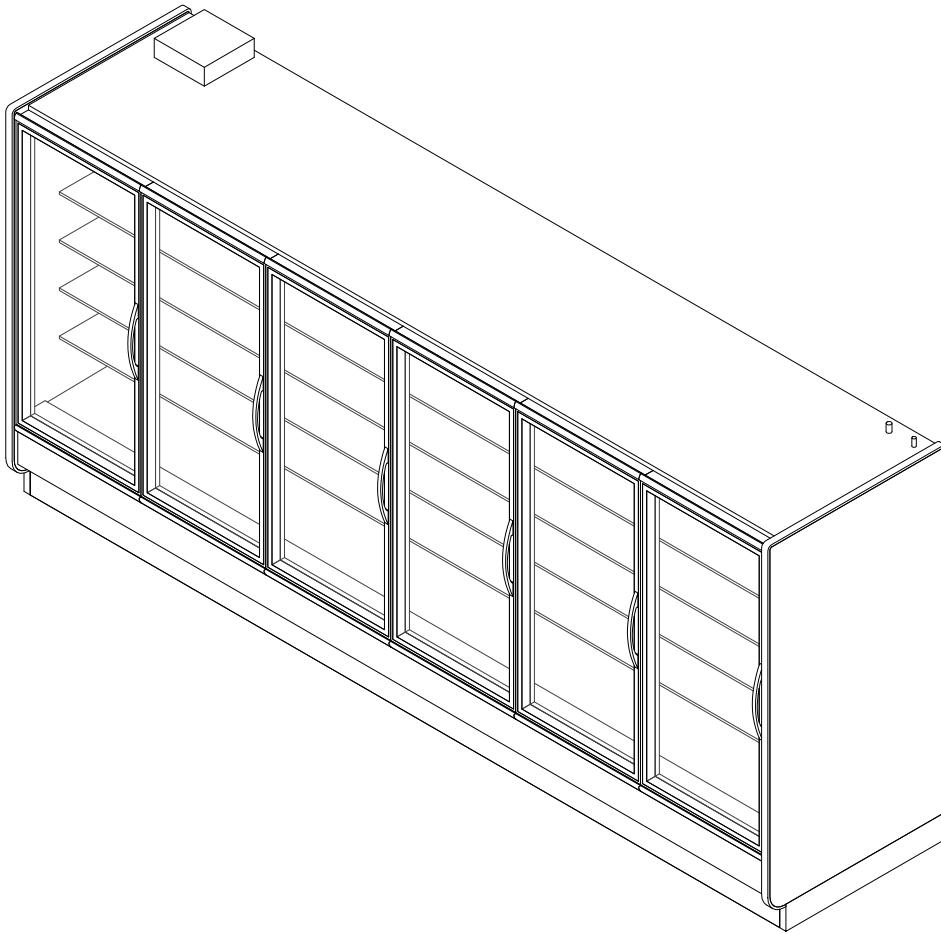


GENERAL NOTES

- Lighting controls - occupancy sensors are required.
 OPTION 1: OEM Provided: Lighting controls (on/off) are standard unless otherwise specified.
 OPTION 2: End User Provided: Lighting controls should be based on occupancy sensors. Store level A/S control should be set to 30% minimum off time at 75°F/55%RH.



SHIPPING WEIGHT	
Case	Weight
ORZ	1000-2000 LBs



COMPONENT

ALL MEASUREMENTS ARE TAKEN PER ASHRAE-72-2005 SPECIFICATIONS. HILLPHOENIX REFRIGERATED DISPLAY CASES FOR SALE IN THE UNITED STATES MEET OR EXCEED DEPARTMENT OF ENERGY 2017 REQUIREMENTS.

ORZ

Rev Date:	Rev #	Revision Description:
4-24-18	2	NEW STANDARDS
12-1-17	1	DOE 2017

ELECTRICAL DATA

Case Length	Fans Per Case	High Efficiency Fans		Drain Heater		Defrost Heaters (1-Phase)				Defrost Heaters (3-Phase)			
		120 Volts		120 Volts		208 Volts		240 Volts		208 Volts		240 Volts	
		Amps	Watts	Amps	Watts	Amps	Watts	Amps	Watts	Amps	Watts	Amps	Watts
1 Door	1	0.3	25	0.90	113	3.27	680	3.78	906	2.85	680	3.31	906
2 Door	2	0.6	50	1.30	152	7.50	1552	8.60	2068	6.50	1552	7.50	2068
3 Door	3	1	75	1.50	171	10.90	2274	12.60	3018	9.50	2274	10.90	3018
4 Door	4	1.3	100	1.90	226	14.30	2984	16.60	3992	12.40	2984	14.40	3992
5 Door	5	1.6	125	2.30	275	17.50	3640	20.20	4840	15.10	3640	17.40	4840
6 Door	6	1.9	150	2.70	320	20.30	4224	23.40	5624	17.60	4224	20.30	5624

LIGHTING DATA

Case Length	Door Size	OP45		Optimax Pro 24 Low	
		120 Volts		120 Volts	
		Amps	Watts	Amps	Watts
1 Door	31"	0.18	21.0	0.16	18.8
2 Door	30"	0.36	43.1	0.31	36.8
3 Door	30"	0.54	65.2	0.46	54.8
4 Door	30"	0.73	87.3	0.61	72.8
5 Door	30"	0.91	109.4	0.76	90.8
6 Door	30"	1.10	131.5	0.91	108.8

ANTI CONDENSATE DATA

Case Length	Door Size	Individual Circuits									
		I90 Doors				ELMD, ELMH, Doors				Door Frame	
		Heated Doors		Low E Doors		Heated Doors		Low E Doors		101-LE	
		120 Volts		120 Volts		120 Volts		120 Volts		120 Volts	
		Amps	Watts	Amps	Watts	Amps	Watts	Amps	Watts	Amps	Watts
1 Door	31"	0.26	32	0.16	19	0.30	36	0.18	21	0.72	86
2 Door	30"	0.53	63	0.32	38	0.59	71	0.35	42	1.19	143
3 Door	30"	0.79	95	0.48	57	0.89	107	0.53	63	1.67	200
4 Door	30"	1.05	126	0.63	76	1.18	142	0.70	84	2.18	262
5 Door	30"	1.32	158	0.79	95	1.48	178	0.88	105	2.64	317
6 Door	30"	1.58	190	0.95	114	1.78	213	1.05	126	3.13	376

NOTES

- "---" indicates that this feature is not an option on this case model.
- Data listed is for Optimax Radiant and low power Optimax Pro (high power available). For other lighting options please contact your sales representative.
- Heated doors (heat on the glass) require anti-condensate and lighting controls. Frame A/S heat is cycled off during defrost cycles.
- Anti-condensate heat values for Eliminaator represent a door with no heat on the glass.
- Listed discharge air velocity represents the average velocity at the peak of defrost.
- Temperature and defrost settings listed above are recommended start-up settings. Final operational settings may need to be adjusted for the store conditions in which the case operates.
- The recommended evaporator temperatures may need to be adjusted based on system setup, store conditions, etc. The minimum recommended evaporator temperature is 4°F below the listed evaporator temperature.
- Light wattages above reflect 100% run time. To determine actual daily energy usage at 75°F/55%RH conditions, reduce the light wattages above by 42%.



ORZ

ALL MEASUREMENTS ARE TAKEN PER ASHRAE-72-2005 SPECIFICATIONS. HILLPHOENIX REFRIGERATED DISPLAY CASES FOR SALE IN THE UNITED STATES MEET OR EXCEED DEPARTMENT OF ENERGY 2017 REQUIREMENTS.

Rev Date:	Rev #	Revision Description:
4-24-18	2	NEW STANDARDS
12-1-17	1	DOE 2017



GUIDELINES & CONTROL DATA							
Application	Door	BTUH/Door		Evaporator (°F)	Superheat Set Point @ Bulb (°F)	Discharge Air (°F)	Discharge Air Velocity (FPM)
		Conventional	Parallel				
Frozen	Heated	1044	1014	-7	3-5	-1	350
Frozen	Low E	988	960	-7	3-5	-1	350
Ice Cream	Heated	1091	1060	-15	3-5	-8	350
Ice Cream	Low E	1027	998	-15	3-5	-8	350

DEFROST DATA						
Defrosts Per Day	Electric Defrost			Hot Gas Defrost		
	Fail-Safe (Min)	Termination Temp (°F)	Run-Off Time (Min)	Fail-Safe (Min)	Termination Temp	Run-Off Time (Min)
1	46	50	0	24	73	13-15

NOTES

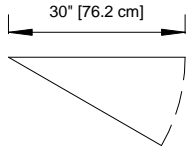
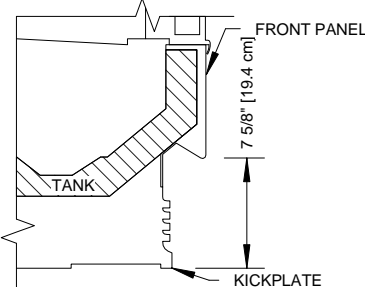
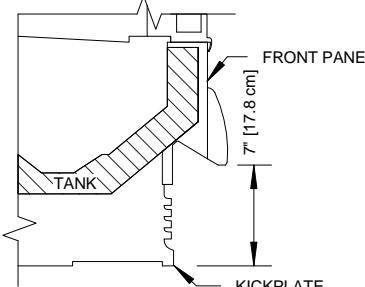
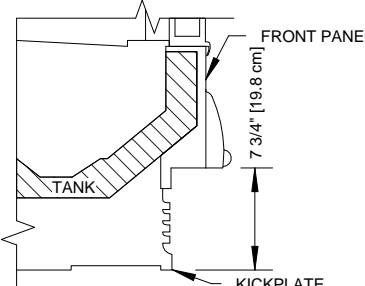
- "---" indicates that this feature is not an option on this case model.
- Data listed is for Optimax Radiant and low power Optimax Pro (high power available). For other lighting options please contact your sales representative.
- Heated doors (heat on the glass) require anti-condensate and lighting controls. Frame A/S heat is cycled off during defrost cycles.
- Anti-condensate heat values for Eliminaator represent a door with no heat on the glass.
- Listed discharge air velocity represents the average velocity at the peak of defrost.
- Temperature and defrost settings listed above are recommended start-up settings. Final operational settings may need to be adjusted for the store conditions in which the case operates.
- The recommended evaporator temperatures may need to be adjusted based on system setup, store conditions, etc. The minimum recommended evaporator temperature is 4°F below the listed evaporator temperature.
- Light wattages above reflect 100% run time. To determine actual daily energy usage at 75°F/55%RH conditions, reduce the light wattages above by 42%.



ORZ

ALL MEASUREMENTS ARE TAKEN PER ASHRAE-72-2005 SPECIFICATIONS. HILLPHOENIX REFRIGERATED DISPLAY CASES FOR SALE IN THE UNITED STATES MEET OR EXCEED DEPARTMENT OF ENERGY 2017 REQUIREMENTS.

Rev Date:	Rev #	Revision Description:
4-24-18	2	NEW STANDARDS
12-1-17	1	DOE 2017

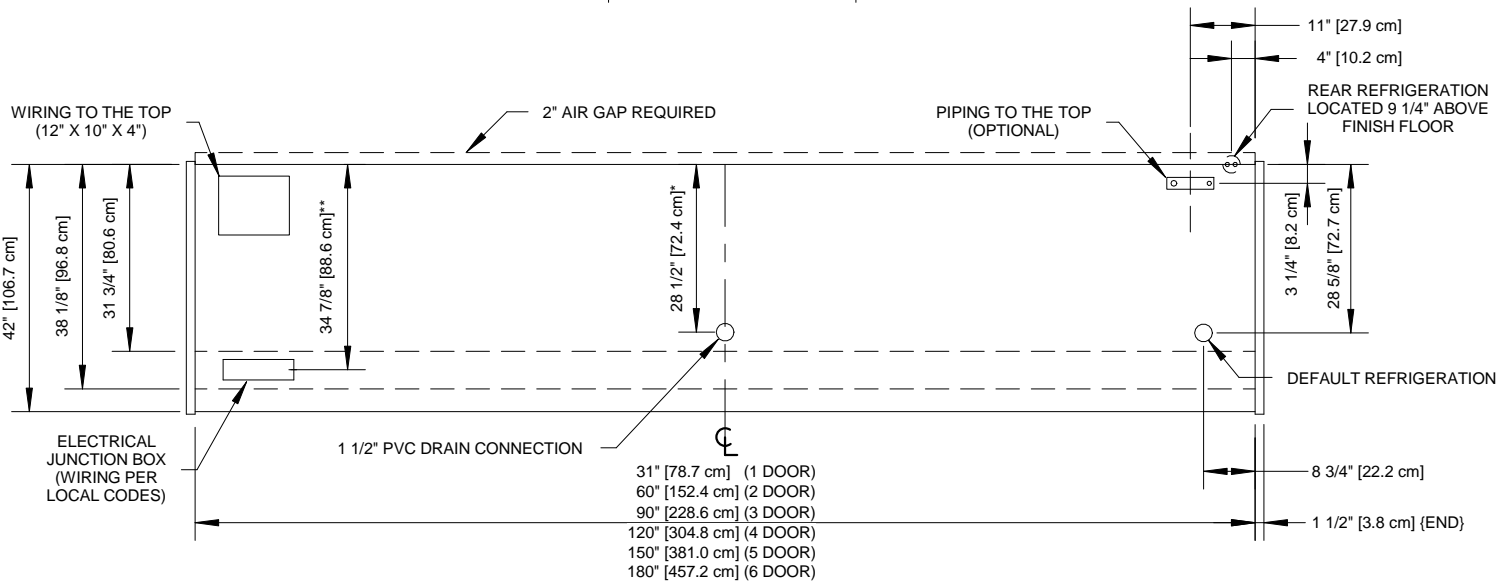
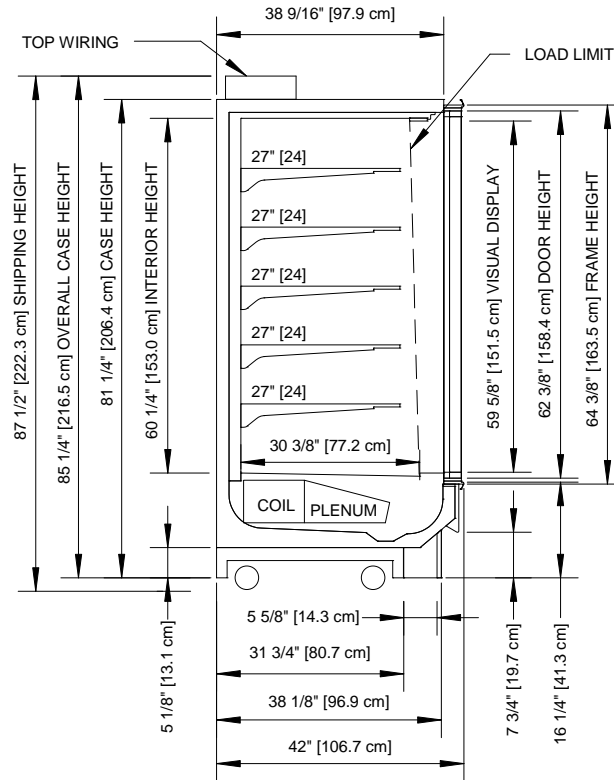
DOOR OPTIONS	FRONT OPTIONS
<p>STANDARD SWING DOOR 2,3,4,5 - DOOR CASES</p> 	<p>FLAT FRONT (O SERIES)</p> 
	<p>STREAMLINE BUMPER</p> 
	<p>HALF BUMPER</p> 



ALL MEASUREMENTS ARE TAKEN PER ASHRAE-72-2005 SPECIFICATIONS. HILLPHOENIX REFRIGERATED DISPLAY CASES FOR SALE IN THE UNITED STATES MEET OR EXCEED DEPARTMENT OF ENERGY 2017 REQUIREMENTS.

ORZ

Rev Date:	Rev #	Revision Description:
4-24-18	2	NEW STANDARDS
12-1-17	1	DOE 2017



NOTES

- * : STUB-UP AREA
- ** : RECOMMENDED STUB-UP CENTERLINE FOR ELECTRICAL AND HUB DRAINS

- Ends add approximately 1" to case height, 1/2" to the back & 1" to the front



ORZ

ALL MEASUREMENTS ARE TAKEN PER ASHRAE-72-2005 SPECIFICATIONS. HILLPHOENIX REFRIGERATED DISPLAY CASES FOR SALE IN THE UNITED STATES MEET OR EXCEED DEPARTMENT OF ENERGY 2017 REQUIREMENTS.

Rev Date:	Rev #	Revision Description:
4-24-18	2	NEW STANDARDS
12-1-17	1	DOE 2017