

REFERENCE NOTES FOR ENGINEERING DATA

- "0.00" indicates that feature is that this feature is not an option on this case model or the data is currently unavailable.
- Anti-condensate heat values represent a door with no heat.
- Data listed is for Optimax Radiant and low power Optimax Pro (high power available). For other lighting options please contact your sales representative.
- Listed discharge air velocity represents the average velocity at the peak of defrost.
- Listed BTUH/ft data represents unlighted shelves. For LED lighting, add 9 BTUH/ft per row of lighted shelving.
- BTUH load increases by 132 BTUH/ft when aftermarket merchandising accessories are utilized.
- Listed evaporator temperature represents unlighted shelves. For lighted shelves and/or aftermarket merchandising accessories, reduce the listed evaporator temperature by 2°F.
- Temperature and defrost settings listed below are recommended start-up settings. Final operational settings may need to be adjusted for the store conditions in which the case operates.
- The recommended evaporator temperatures may need to be adjusted based on system setup, store conditions, etc. The minimum recommended evaporator temperature is 4°F below the listed evaporator temperature.
- Anti-condensate and lighting controls are required.
- Option 1: OEM Provided: OEM anti-condensate and lighting controls (on/off) are standard unless otherwise specified.
- Option 2: End User Provided: Light controls should be based on occupancy sensors. Store level A/S control should be set to 20% minimum off time at 75°F/55%RH.
- Light and A/S wattages below reflect 100% run time. To determine actual daily energy usage at 75°F/55%RH conditions, reduce the light wattages below by 42% and reduce the A/S values below by the minimum off time.

REFERENCE NOTES FOR CROSS SECTIONS

* : STUB-UP AREA

** : RECOMMENDED STUB-UP CENTERLINE FOR ELECTRICAL AND HUB DRAINS

- Ends add approximately 1" to the case height, 1/2" to the back & 1" to the front
- Wiring to the top adds approximately 4" to the case height
- A 2" minimum air gap is required between the rear of the case and the wall
- Back panels add approximately 1" to the rear of the case
- Castors add approximately 2 1/4" to case height.
- Suction line: (all cases) - 1/2"
- Liquid line (all lengths) - 3/8", liquid line w/ hot gas defrost (all lengths) - 1/2"
- Top canopy LED lights
- Available shelf sizes: (4) 18" shelves with LED lights
- 9" Mirror



ONRM

ALL MEASUREMENTS ARE TAKEN PER ASHRAE-72-2005 SPECIFICATIONS. HILLPHOENIX REFRIGERATED DISPLAY CASES FOR SALE IN THE UNITED STATES MEET OR EXCEED DEPARTMENT OF ENERGY 2017 REQUIREMENTS.

Rev Date:	Rev #	Revision Description:
12-1-17	1	DOE 2017

ELECTRICAL DATA			
Case Length	Fans Per Case	High Efficiency Fans	
		120 Volts	
		Amps	Watts
4'	2	0.43	52
6'	2	0.43	52
8'	2	0.43	52
12'	3	0.65	78

LIGHTING DATA						
Case Length	Lights Per Row	Light Length	Clearvoyant v4 Lighting (Per Light Row)			
			Standard Power (Cornice or Shelf)		High Power (Cornice Only)	
			120 Volts		120 Volts	
			Amps	Watts	Amps	Watts
4'	1	4'	0.05	5.9	0.12	14.9
6'	2	3'	0.08	9.4	0.20	23.8
8'	2	4'	0.10	11.8	0.25	29.9
12'	3	4'	0.15	17.6	0.37	44.8

GUIDELINES & CONTROL DATA								
Case Length	Application	Size Door	BTUH/Door		Evaporator (°F)	Superheat Set Point @ Bulb (°F)	Discharge Air (°F)	Discharge Air Velocity (FPM)
			Conventional	Parallel				
4',6',8',12'	Meat	24"	510	480	28	6 - 8	32	380

ANTI-CONDENSATE DATA					
Case Length	Size Door	Anthony			
		I90		Vista-C I60	
		120 Volts		120 Volts	
		Amps	Watts	Amps	Watts
4'	24"	0.24	28.2	0.44	52.2
6'	24"	0.41	49.2	0.58	69.6
8'	24"	0.47	56.4	0.68	81.6
12'	24"	0.71	84.6	0.93	111.6

DEFROST CONTROLS		
Defrosts Per Day	Timed-Off Defrost	
	Fail-Safe (Min)	Termination Temp (°F)
2	30	42

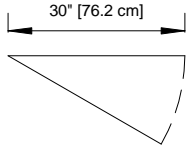
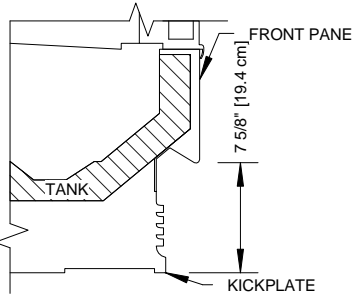
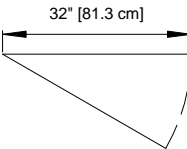
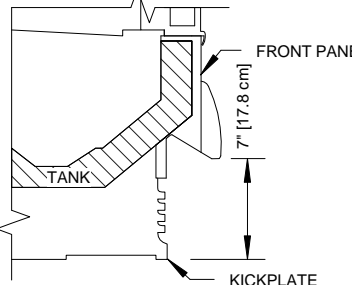
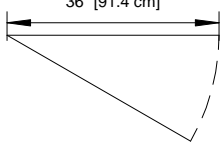
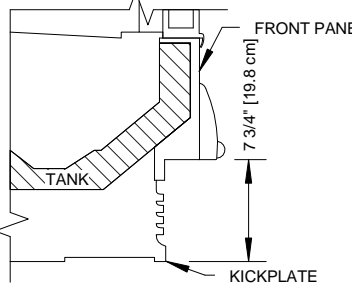
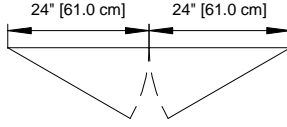


ONRM

ALL MEASUREMENTS ARE TAKEN PER ASHRAE-72-2005 SPECIFICATIONS. HILLPHOENIX REFRIGERATED DISPLAY CASES FOR SALE IN THE UNITED STATES MEET OR EXCEED DEPARTMENT OF ENERGY 2017 REQUIREMENTS.

Rev Date:	Rev #	Revision Description:
12-1-17	1	DOE 2017



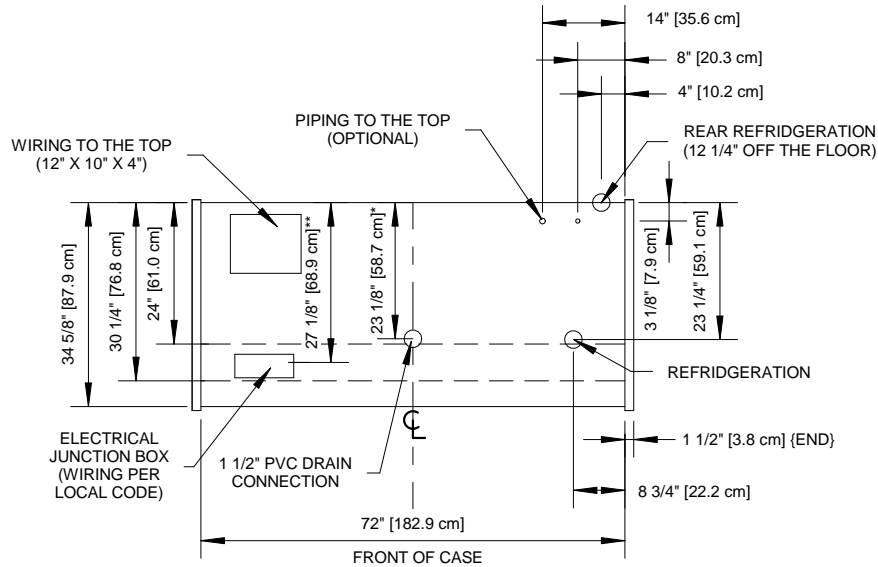
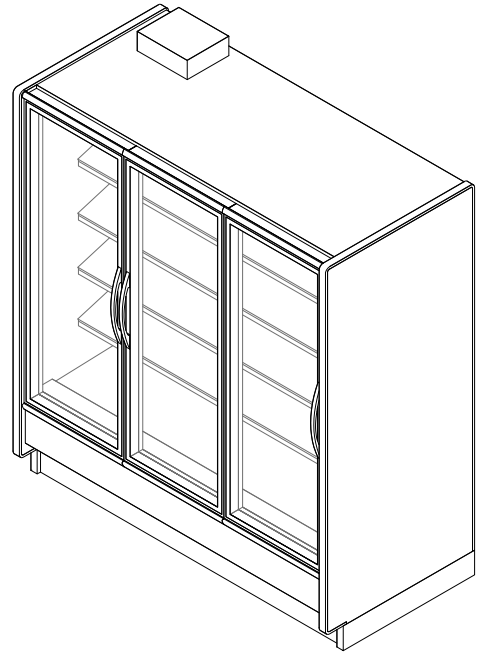
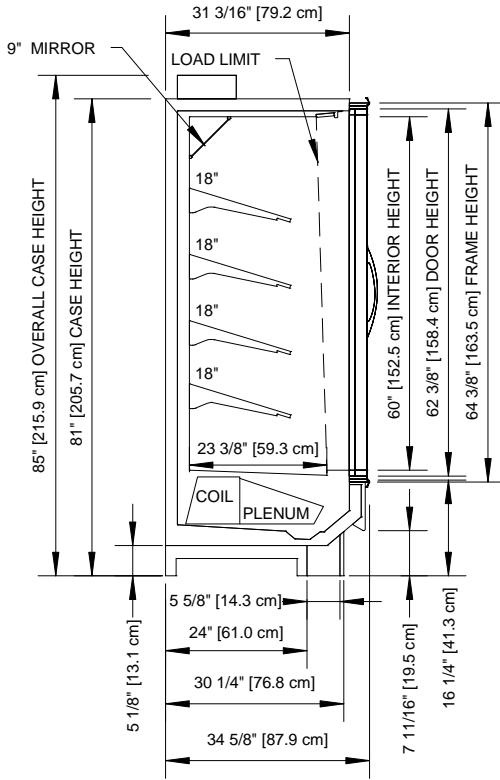
DOOR OPTIONS	FRONT OPTIONS
<p>STANDARD SWING DOOR 2,3,4,5 - DOOR CASES</p>  <p>30" [76.2 cm]</p>	<p>FLAT FRONT (O SERIES)</p>  <p>FRONT PANEL 7 5/8" [19.4 cm] TANK KICKPLATE</p>
<p>STANDARD SWING DOOR 8' CASE</p>  <p>32" [81.3 cm]</p>	<p>STREAMLINE BUMPER</p>  <p>FRONT PANEL 7" [17.8 cm] TANK KICKPLATE</p>
<p>STANDARD SWING DOOR 12' CASE</p>  <p>36" [91.4 cm]</p>	<p>HALF BUMPER</p>  <p>FRONT PANEL 7 3/4" [19.8 cm] TANK KICKPLATE</p>
<p>BI-SWING DOOR 4,8' & 12' CASES</p>  <p>24" [61.0 cm] 24" [61.0 cm]</p>	



ALL MEASUREMENTS ARE TAKEN PER ASHRAE-72-2005 SPECIFICATIONS. HILLPHOENIX REFRIGERATED DISPLAY CASES FOR SALE IN THE UNITED STATES MEET OR EXCEED DEPARTMENT OF ENERGY 2017 REQUIREMENTS.

ONRM

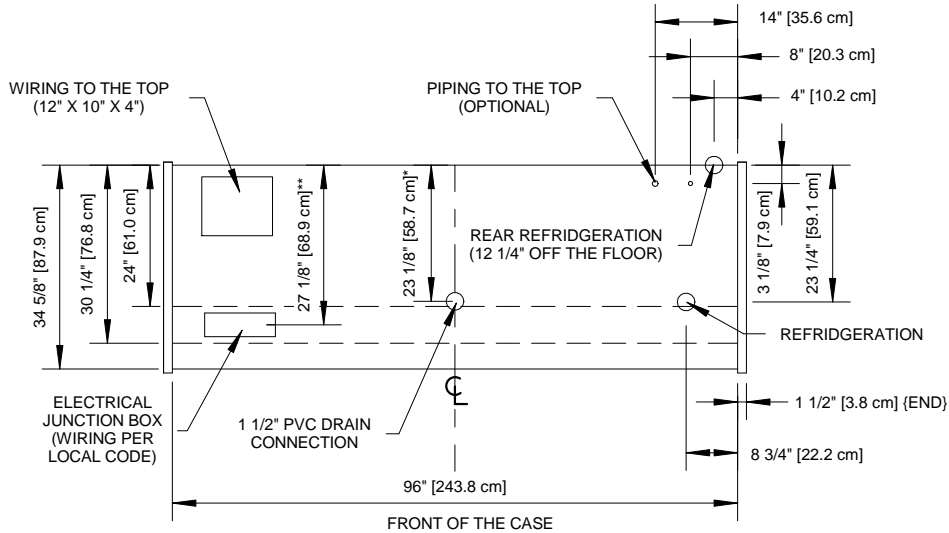
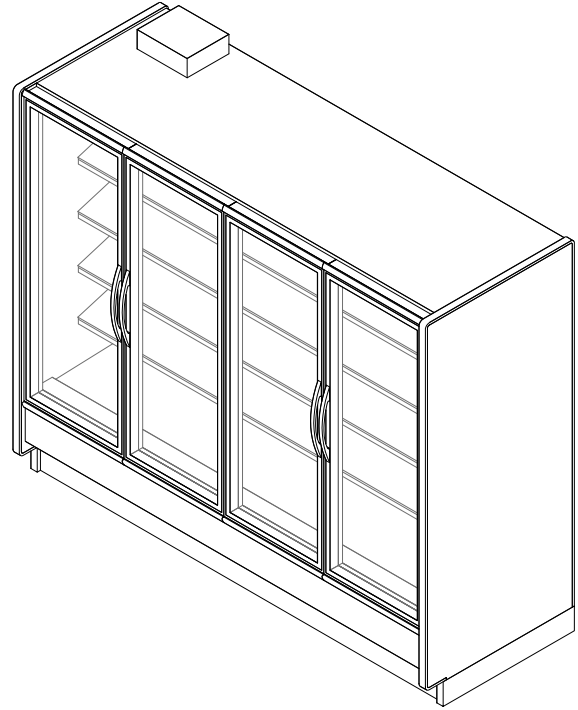
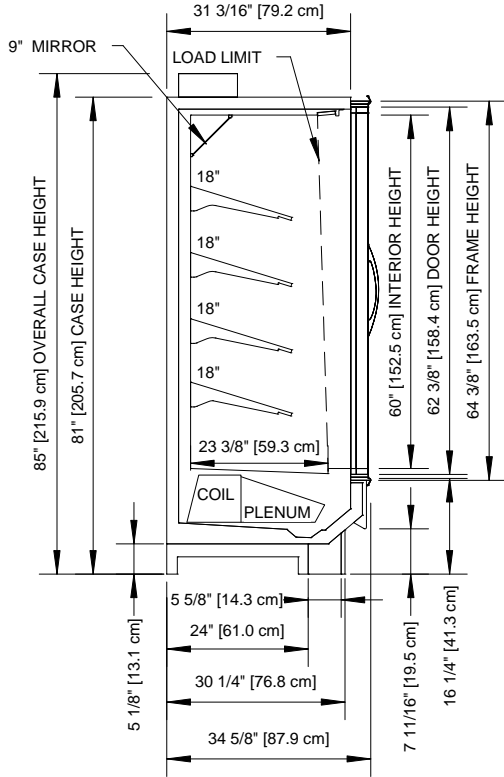
Rev Date:	Rev #	Revision Description:
12-1-17	1	DOE 2017



ALL MEASUREMENTS ARE TAKEN PER ASHRAE-72-2005 SPECIFICATIONS. HILLPHOENIX REFRIGERATED DISPLAY CASES FOR SALE IN THE UNITED STATES MEET OR EXCEED DEPARTMENT OF ENERGY 2017 REQUIREMENTS.

ONRM 6'

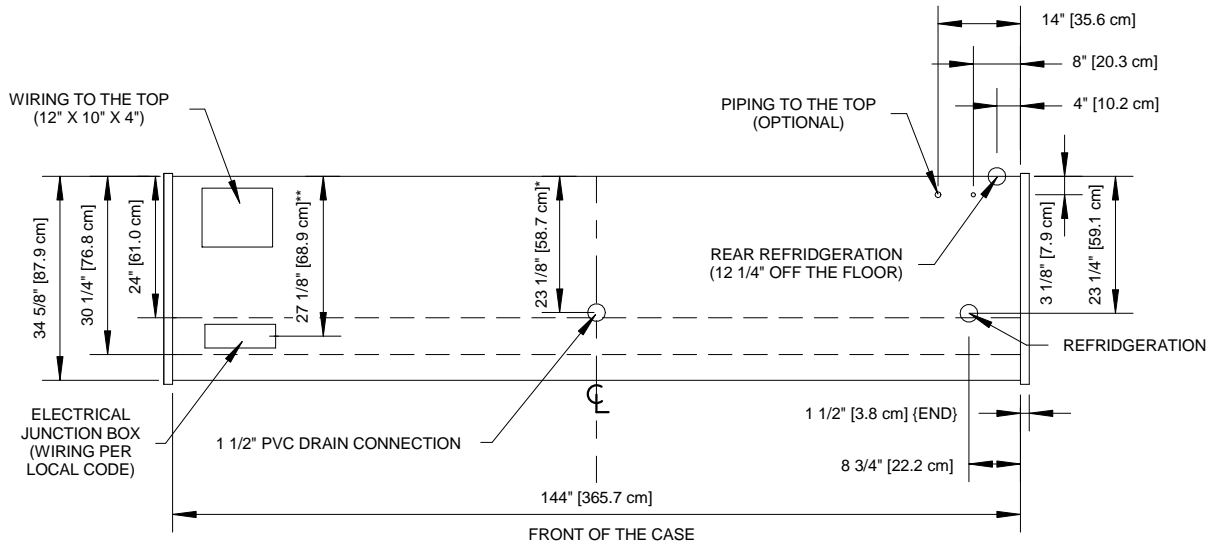
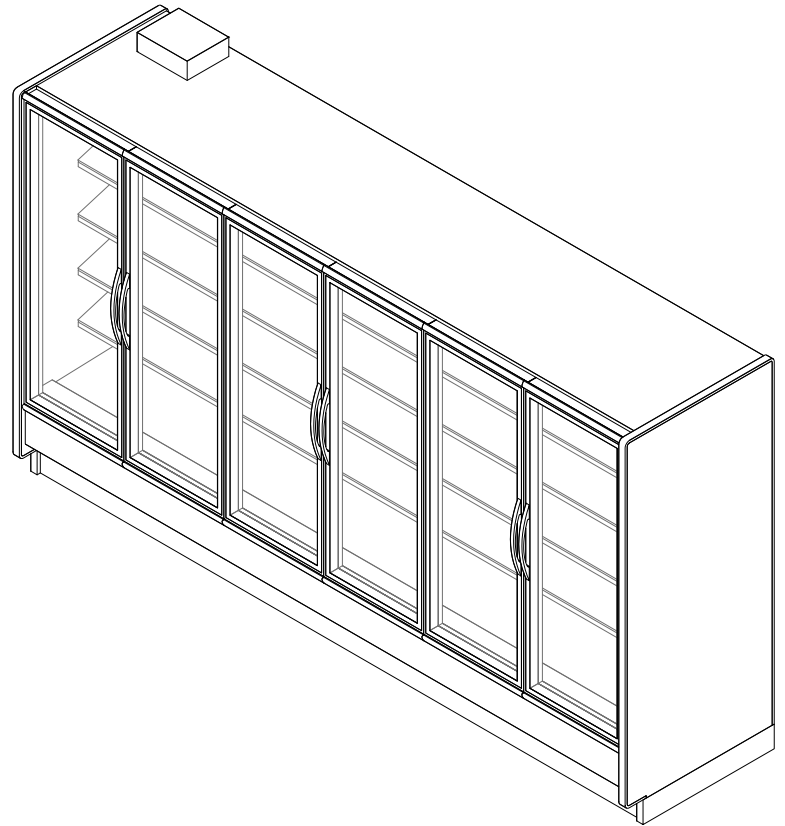
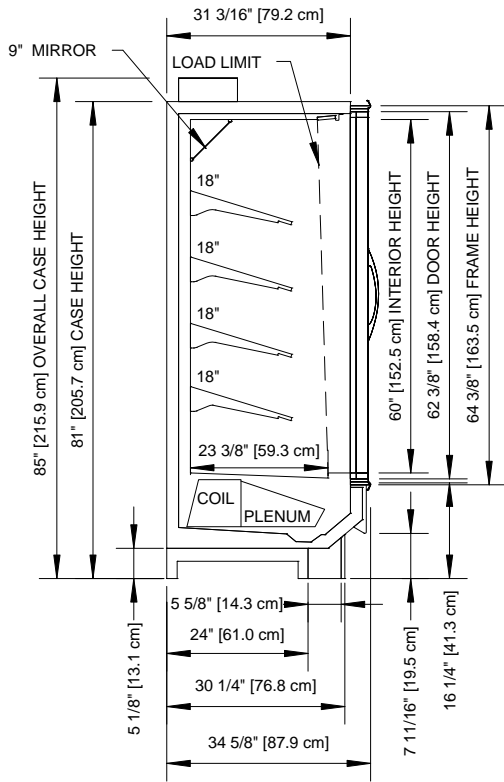
Rev Date:	Rev #	Revision Description:
12-1-17	1	DOE 2017



ONRM 8'

ALL MEASUREMENTS ARE TAKEN PER ASHRAE-72-2005 SPECIFICATIONS. HILLPHOENIX REFRIGERATED DISPLAY CASES FOR SALE IN THE UNITED STATES MEET OR EXCEED DEPARTMENT OF ENERGY 2017 REQUIREMENTS.

Rev Date:	Rev #	Revision Description:
12-1-17	1	DOE 2017



ONRM 12'

ALL MEASUREMENTS ARE TAKEN PER ASHRAE-72-2005 SPECIFICATIONS. HILLPHOENIX REFRIGERATED DISPLAY CASES FOR SALE IN THE UNITED STATES MEET OR EXCEED DEPARTMENT OF ENERGY 2017 REQUIREMENTS.

Rev Date:	Rev #	Revision Description:
12-1-17	1	DOE 2017