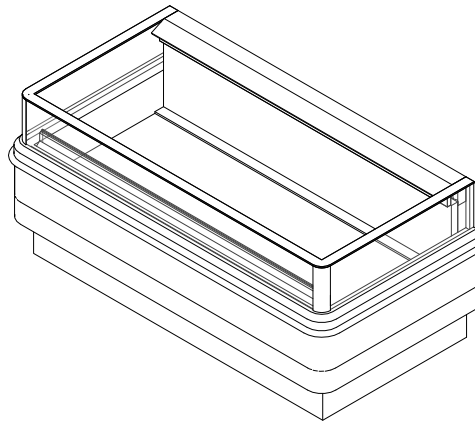


GENERAL NOTES

- "-" Indicates that the feature is not an option on this case model and/or available at this time.



SHIPPING WEIGHT	
Case	Weight
OWEZV	- - -



ALL MEASUREMENTS ARE TAKEN PER ASHRAE-72-2005 SPECIFICATIONS. HILLPHOENIX REFRIGERATED DISPLAY CASES FOR SALE IN THE UNITED STATES MEET OR EXCEED DEPARTMENT OF ENERGY 2017 REQUIREMENTS.

OWEZV

Rev Date:	Rev #	Revision Description:
6-27-18	2	NEW STANDARDS
7-23-18	3	DIMENSION TOLERANCES

ELECTRICAL DATA																
Fans Per Case	High Efficiency Fans		Anti Condensate Heaters								Drain Heaters		Defrost Heaters			
	120 Volts		Solid Front		7" Glass Front		12" Glass Front		17" Glass Front		120 Volts		208 Volts		240 Volts	
	Amps	Watts	Amps	Watts	Amps	Watts	Amps	Watts	Amps	Watts	Amps	Watts	Amps	Watts	Amps	Watts
2	0.15	8	0.81	88	1.09	131	1.12	134	2.15	258	0.13	15	8.65	1800	9.98	2394

GUIDELINES & CONTROL SETTINGS								
Application	BTUH/case				Superheat Set Point @ Bulb (°F)	Evaporator (°F)	Discharge Air (°F)	Discharge Air Velocity (FPM)
	Solid Front		Glass Front					
	Conv.	Parallel	Conv.	Parallel				
Frozen Food	1726	1689	2769	2663	3 - 5	-12	-6	200
Ice Cream	1956	1900	3429	3429	3 - 5	-22	-16	200
Medium Temp	1008	1008	2196	2196	6 - 8	17	27	200

DEFROST CONTROLS									
Application	Defrosts Per Day	Run-Off Time (min)		Electric Defrost		Timed-Off Defrost		Hot Gas Defrost	
		Electric	Hot Gas	Fail-Safe (Min)	Termination Temp (°F)	Fail-Safe (Min)	Termination Temp (°F)	Fail Safe (Min)	Termination Temp (°F)
Frozen Food/ Ice Cream	1	5	13 - 15	60	49	- - -	- - -	20	60
Medium Temp	1	5	8	35	49	32	42	10	60

NOTES

- Listed discharge air velocity represents the average velocity at the peak of defrost.
- Temperature and defrost settings listed below are recommended start-up settings. Final operational settings may need to be adjusted for the store conditions in which the case operates.
- The recommended evaporator temperatures may need to be adjusted based on system setup, store conditions, etc. The minimum recommended evaporator temperature is 4°F below the listed evaporator temperature.
- "- - -" Indicates that the feature is not an option on this case model and/or available at this time.

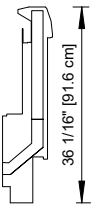
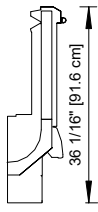
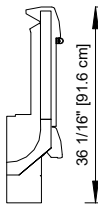
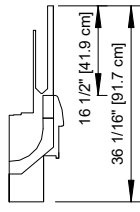
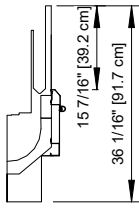
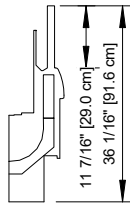
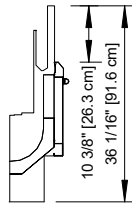
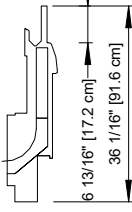
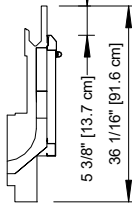

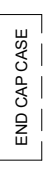
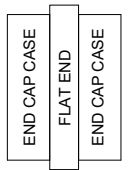


ALL MEASUREMENTS ARE TAKEN PER ASHRAE-72-2005 SPECIFICATIONS. HILLPHOENIX REFRIGERATED DISPLAY CASES FOR SALE IN THE UNITED STATES MEET OR EXCEED DEPARTMENT OF ENERGY 2017 REQUIREMENTS.

OWEZV

Rev Date:	Rev #	Revision Description:
6-27-18	2	NEW STANDARDS
7-23-18	3	DIMENSION TOLERANCES



SOLID/GLASS FRONT OPTIONS					
SOLID	CLASSIC 2	FUSHION			
 36 1/16" [91.6 cm]	 36 1/16" [91.6 cm]	 36 1/16" [91.6 cm]			
17" STREAMLYNE	17" FLAT	12" STREAMLYNE	12" FLAT	7" STREAMLYNE	7" FLAT
 16 1/2" [41.9 cm] 36 1/16" [91.7 cm]	 15 7/16" [39.2 cm] 36 1/16" [91.7 cm]	 11 7/16" [29.0 cm] 36 1/16" [91.6 cm]	 10 3/8" [26.3 cm] 36 1/16" [91.6 cm]	 6 13/16" [17.2 cm] 36 1/16" [91.6 cm]	 5 3/8" [13.7 cm] 36 1/16" [91.6 cm]
CASE CONFIGURATIONS					
STAND ALONE ENDCAP CASE WITH FLAT END	SINGLE UNITIZED ENDCAP CASE WITH CASE JOINT	BACK TO BACK END CAP CASES			
 END CAP CASE FLAT END	 END CAP CASE	 END CAP CASE FLAT END END CAP CASE			



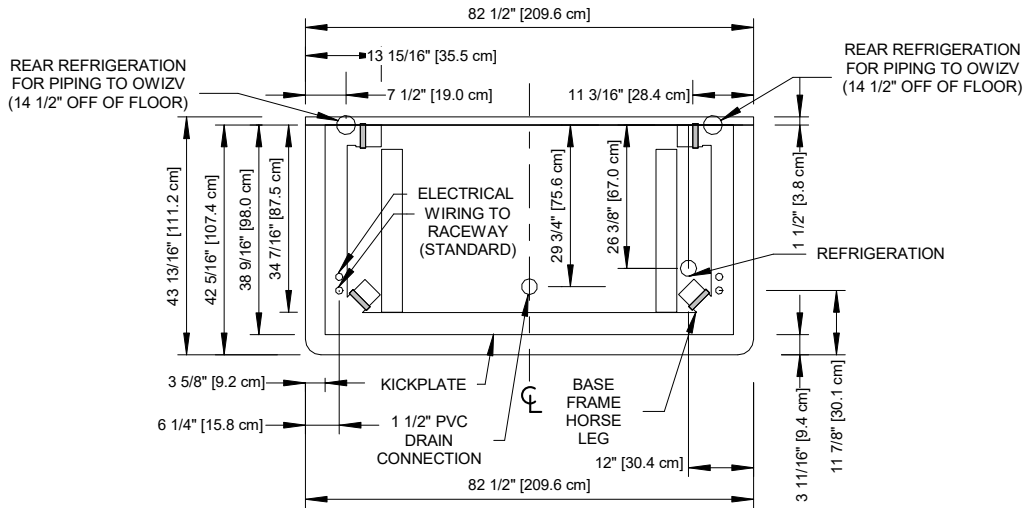
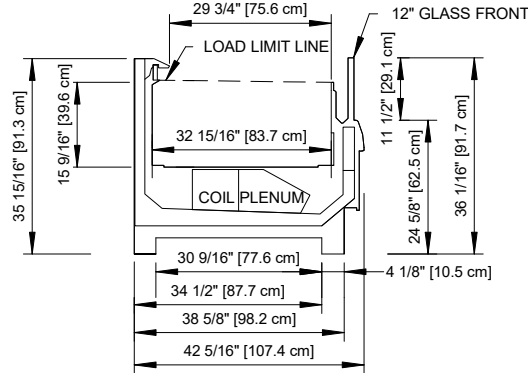
ALL MEASUREMENTS ARE TAKEN PER ASHRAE-72-2005 SPECIFICATIONS. HILLPHOENIX REFRIGERATED DISPLAY CASES FOR SALE IN THE UNITED STATES MEET OR EXCEED DEPARTMENT OF ENERGY 2017 REQUIREMENTS.

OWEZV

Rev Date:	Rev #	Revision Description:
6-27-18	2	NEW STANDARDS
7-23-18	3	DIMENSION TOLERANCES



A BOWEN COMPANY



NOTES

- * : STUB-UP AREA
- ** : RECOMMENDED SETUP-UP CENTERLINE FOR ELECTRICAL AND HUB DRAINS

- Suction line - 7/8", Liquid line - 1/2"
- Flat end-panel required when case is standalone



ALL MEASUREMENTS ARE TAKEN PER ASHRAE-72-2005 SPECIFICATIONS. HILLPHOENIX REFRIGERATED DISPLAY CASES FOR SALE IN THE UNITED STATES MEET OR EXCEED DEPARTMENT OF ENERGY 2017 REQUIREMENTS.

OWEZV

Rev Date:	Rev #	Revision Description:
6-27-18	2	NEW STANDARDS
7-23-18	3	DIMENSION TOLERANCES