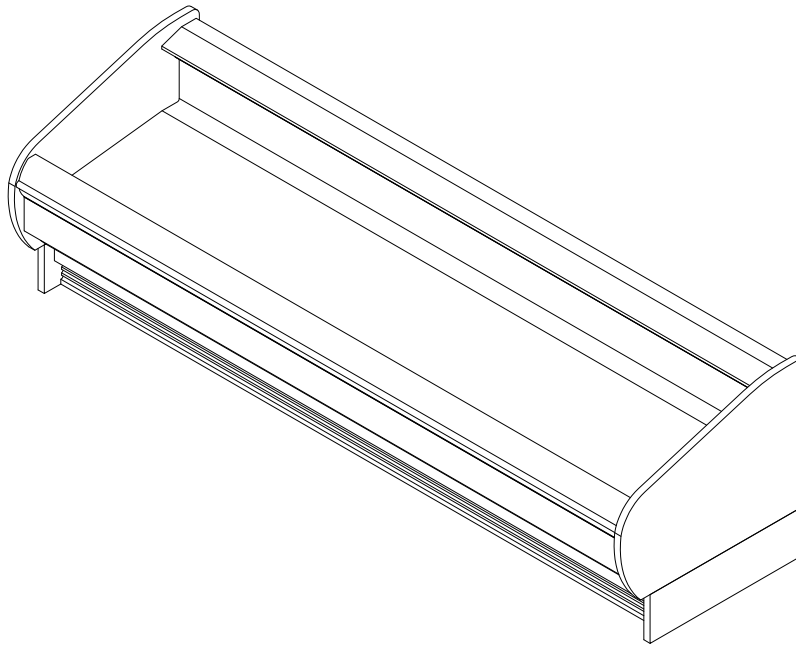


**GENERAL NOTES**

- " - - - " indicates that the feature is not an option with this case model and/or that the data is not available at this time.



SHIPPING WEIGHT	
Case	Weight
OM-NRG	---



ALL MEASUREMENTS ARE TAKEN PER ASHRAE-72-2005 SPECIFICATIONS. HILLPHOENIX REFRIGERATED DISPLAY CASES FOR SALE IN THE UNITED STATES MEET OR EXCEED DEPARTMENT OF ENERGY 2017 REQUIREMENTS.

## OM-NRG

Rev Date:	Rev #	Revision Description:
10/16/18	3	DATA UPDATE
4/30/18	2	NEW STANDARDS

ELECTRICAL DATA									
Case Length	Fans Per Case	High Efficiency Fans		Anti Condensate Heaters		Defrost Heaters			
		Open Case		120 Volts		208 Volts		240 Volts	
		120 Volt		Amps	Watts	Amps	Watts	Amps	Watts
Amps	Watts								
4'	2	0.15	9.2	0.14	17	1.92	400	2.22	532
6'	2	0.15	9.2	0.20	24	2.88	600	3.33	798
8'	2	0.15	9.2	0.25	30	3.85	800	4.44	1065
12'	3	0.23	13.8	0.38	46	5.77	1200	6.67	1600

LIGHTING DATA						
Case Length	Lights per row	Light Length	Clearvoyant v4 LED Lighting (Per Light Row)			
			Standard Power (Cornice or Shelf)		High Power (Cornice Only)	
			120 Volts		120 Volts	
Amps	Watts	Amps	Watts	Amps	Watts	
4'	1	4'	0.05	5.9	0.12	14.9
6'	2	3'	0.08	9.4	0.20	23.8
8'	2	4'	0.10	11.8	0.25	29.8
12'	3	4'	0.15	17.7	0.37	44.7

GUIDELINES AND CONTROL DATA							
Front Sill Height	Case Type	BTUH/ft		Superheat Set Point @ Bulb (°F)	Evaporator (°F)	Discharge Air (°F)	Discharge Air Velocity (FPM)
		Conventional	Parallel				
Standard	Open	521	456	6 - 8	22	26	305
All Other	Open	447	391	6 - 8	22	26	305

DEFROST CONTROLS				
Case Type	Defrosts Per Day	Run Off Time (Min)	Timed-Off Defrost	
			Fail-Safe (Min)	Termination Temp (°F)
Open	3	6 - 8	70	47

**NOTES:**

- " - - - " indicates that the feature is not an option with this case model and/or that the data is not available at this time.
- Listed anti-condensate heater data represent an unlighted rear sill. For a lighted rear sill, the values must be doubled.
- Listed discharge air velocity represents the average velocity immediately after defrost.
- Temperature and defrost settings listed above are recommended start-up settings. Final operational settings may need to be adjusted for the store conditions in which the case operates.
- The recommended evaporator temperatures may need to be adjusted based on system setup, store conditions, etc. The minimum recommended evaporator temperature is 4°F below the listed evaporator temperature.



**OM-NRG**

ALL MEASUREMENTS ARE TAKEN PER ASHRAE-72-2005 SPECIFICATIONS. HILLPHOENIX REFRIGERATED DISPLAY CASES FOR SALE IN THE UNITED STATES MEET OR EXCEED DEPARTMENT OF ENERGY 2017 REQUIREMENTS.

Rev Date:	Rev #	Revision Description:
10/16/18	3	DATA UPDATE
4/30/18	2	NEW STANDARDS



SECOND NATURE DATA								
Case Model	No. of Coils	Application	Front Sill Type	BTUH/ft (DR)		GPM/ft (DR)	Supply Fluid Temp (F)	Discharge Air Temp (F)
				Conventional	Parallel			
OM-NRG	1	Deli	Standard	488	420	0.14	0.14	29
OM-NRG	1	Meat	Standard	499	430	0.14	0.14	28
OM-NRG	1	Deli	Standard	488	420	0.42	0.42	27
OM-NRG	1	Meat	Standard	499	430	0.43	0.43	26

SECOND NATURE DATA								
Case Model	No. of Coils	Application	Front Sill Type	No. of Defrost	Timed Off Defrost		Warm Fluid Defrost	
					Fail Safe (Min)	Termination Temp (F)	Fail Safe (Min)	Termination Temp (F)
OM-NRG	1	Deli	Standard	4	60	47	26	49
OM-NRG	1	Meat	Standard	4	60	47	26	49
OM-NRG	1	Deli	Standard	4	45	42	26	49
OM-NRG	1	Meat	Standard	4	45	42	26	49



COMPONENT

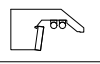
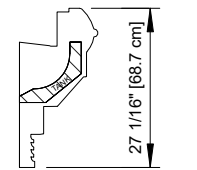
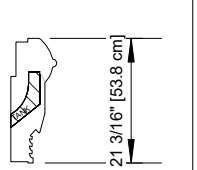
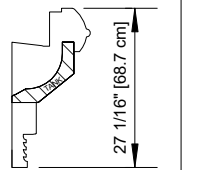
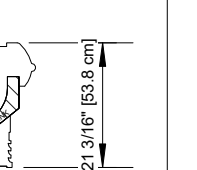
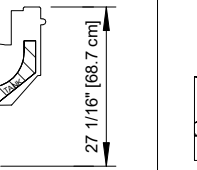
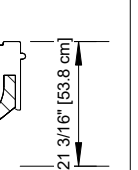
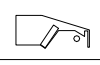
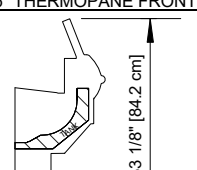
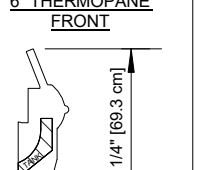
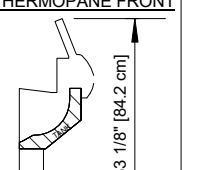
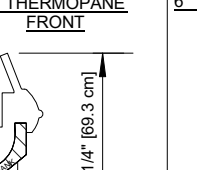
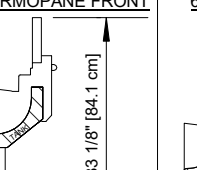
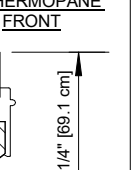
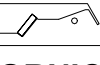
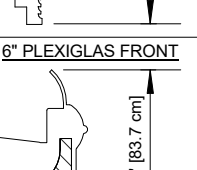
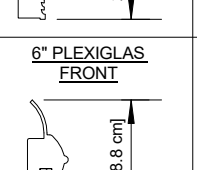
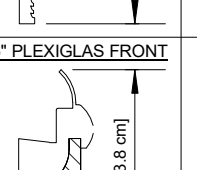
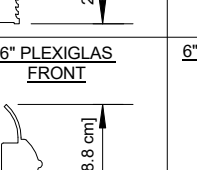
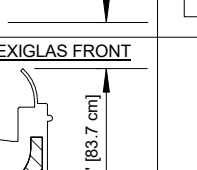
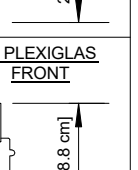
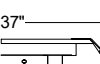
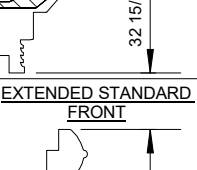
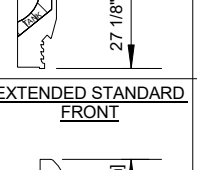
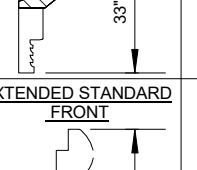
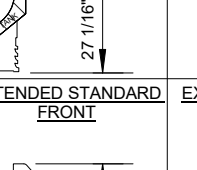
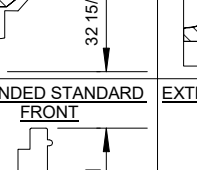
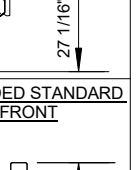
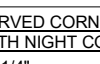
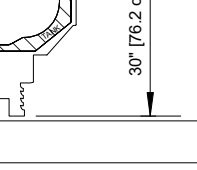
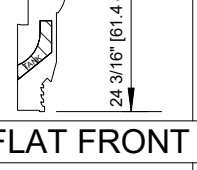
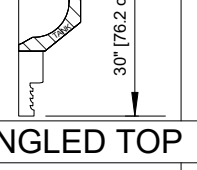
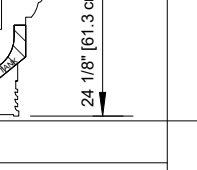
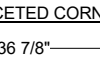
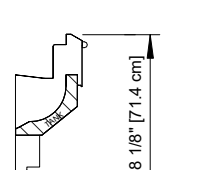
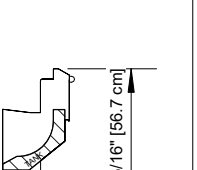
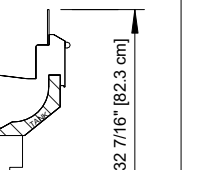
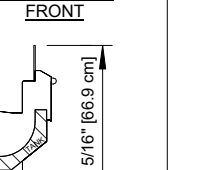

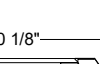

ALL MEASUREMENTS ARE TAKEN PER ASHRAE-72-2005 SPECIFICATIONS. HILLPHOENIX REFRIGERATED DISPLAY CASES FOR SALE IN THE UNITED STATES MEET OR EXCEED DEPARTMENT OF ENERGY 2017 REQUIREMENTS.

## OM-NRG

Rev Date:	Rev #	Revision Description:
10/16/18	3	DATA UPDATE
4/30/18	2	NEW STANDARDS

**Hillphoenix**

A DOVER COMPANY

REAR SILL OPTIONS	FRONT OPTIONS											
	ORIGIN 2 FRONT				FLAT FRONT FLAT TOP							
<b>STANDARD REAR SILL</b> 8 9/16" [21.7 cm] 	<b>STANDARD FRONT</b>  27 1/16" [68.7 cm]	<b>STANDARD FRONT</b>  21 3/16" [53.8 cm]	<b>STANDARD FRONT</b>  27 1/16" [68.7 cm]	<b>STANDARD FRONT</b>  21 3/16" [53.8 cm]	<b>STANDARD FRONT</b>  27 1/16" [68.7 cm]	<b>STANDARD FRONT</b>  21 3/16" [53.8 cm]						
<b>12 1/2" REAR SILL</b> 12 7/16" [31.7 cm] 	<b>6" THERMOPANE FRONT</b>  33 1/8" [84.2 cm]	<b>6" THERMOPANE FRONT</b>  27 1/4" [69.3 cm]	<b>6" THERMOPANE FRONT</b>  33 1/8" [84.2 cm]	<b>6" THERMOPANE FRONT</b>  27 1/4" [69.3 cm]	<b>6" THERMOPANE FRONT</b>  33 1/8" [84.1 cm]	<b>6" THERMOPANE FRONT</b>  27 1/4" [69.1 cm]						
<b>16" REAR SILL (REAR DISCHARGE)</b> 16 1/16" [40.7 cm] 	<b>6" PLEXIGLAS FRONT</b>  32 15/16" [83.7 cm]	<b>6" PLEXIGLAS FRONT</b>  27 1/8" [68.8 cm]	<b>6" PLEXIGLAS FRONT</b>  33" [83.8 cm]	<b>6" PLEXIGLAS FRONT</b>  27 1/16" [68.8 cm]	<b>6" PLEXIGLAS FRONT</b>  32 15/16" [83.7 cm]	<b>6" PLEXIGLAS FRONT</b>  27 1/16" [68.8 cm]						
<b>CORNICE OPTIONS</b>	<b>FLAT FRONT ANGLED TOP</b>											
<b>CURVED CORNICE</b> 37" 							<b>EXTENDED STANDARD FRONT</b>  40 1/4" [76.2 cm]	<b>EXTENDED STANDARD FRONT</b>  24 3/16" [61.4 cm]	<b>EXTENDED STANDARD FRONT</b>  30" [76.2 cm]	<b>EXTENDED STANDARD FRONT</b>  24 1/8" [61.3 cm]	<b>EXTENDED STANDARD FRONT</b>  30" [76.2 cm]	<b>EXTENDED STANDARD FRONT</b>  24 1/8" [61.3 cm]
<b>CURVED CORNICE WITH NIGHT COVER</b> 40 1/4" 							<b>STANDARD FRONT</b>  28 1/8" [71.4 cm]	<b>STANDARD FRONT</b>  22 5/16" [56.7 cm]	<b>6" PLEXIGLAS FRONT</b>  32 7/16" [82.3 cm]	<b>6" PLEXIGLAS FRONT</b>  26 5/16" [66.9 cm]		
<b>FACETED CORNICE</b> 36 7/8" 							<b>6" THERMOPANE FRONT</b>  33 7/16" [84.9 cm]	<b>6" THERMOPANE FRONT</b>  27 3/8" [69.5 cm]	<b>EXTENDED STANDARD FRONT</b>  33" [83.8 cm]	<b>EXTENDED STANDARD FRONT</b>  27" [68.6 cm]		
<b>FACETED CORNICE WITH NIGHT COVER</b> 40 1/8" 												
<b>FLAT CORNICE</b> 36 1/8" 												
<b>FLAT CORNICE WITH STANDARD NIGHT COVER</b> 38 3/4" 												

**NOTES:**

- Extended front sills are required for meat applications to maintain proper product temperature. An extended front has a minimum height of 24" on a 5" baseframe, or 30" on an 11" baseframe.

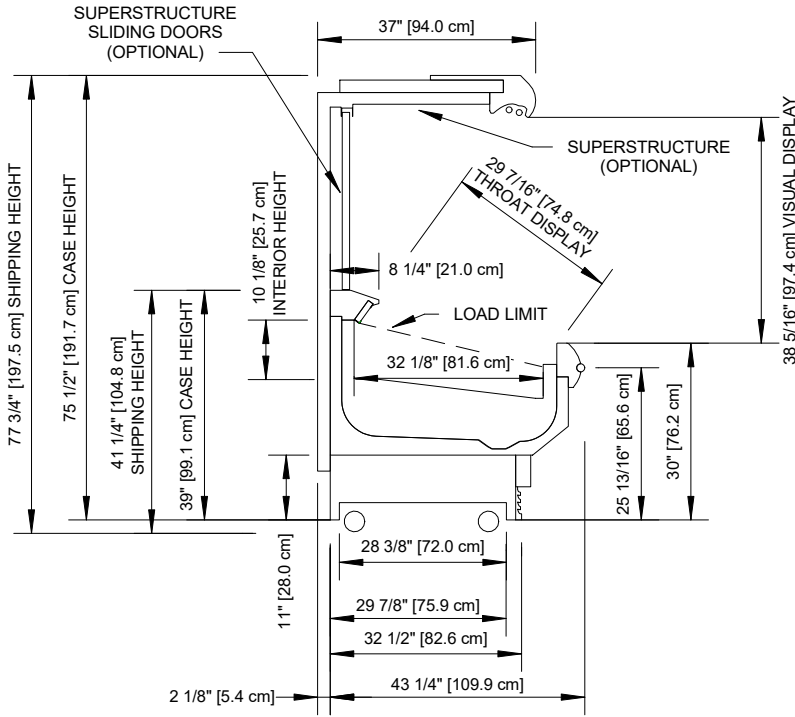


**OM-NRG**

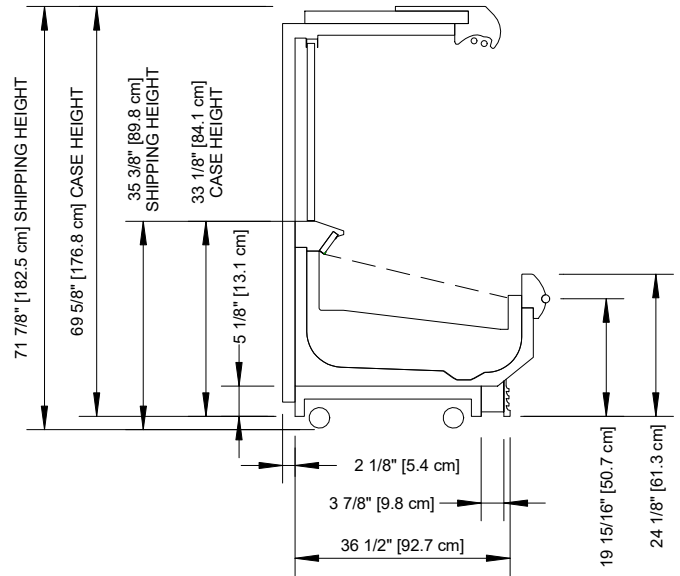
ALL MEASUREMENTS ARE TAKEN PER ASHRAE-72-2005 SPECIFICATIONS. HILLPHOENIX REFRIGERATED DISPLAY CASES FOR SALE IN THE UNITED STATES MEET OR EXCEED DEPARTMENT OF ENERGY 2017 REQUIREMENTS.

Rev Date:	Rev #	Revision Description:
10/16/18	3	DATA UPDATE
4/30/18	2	NEW STANDARDS

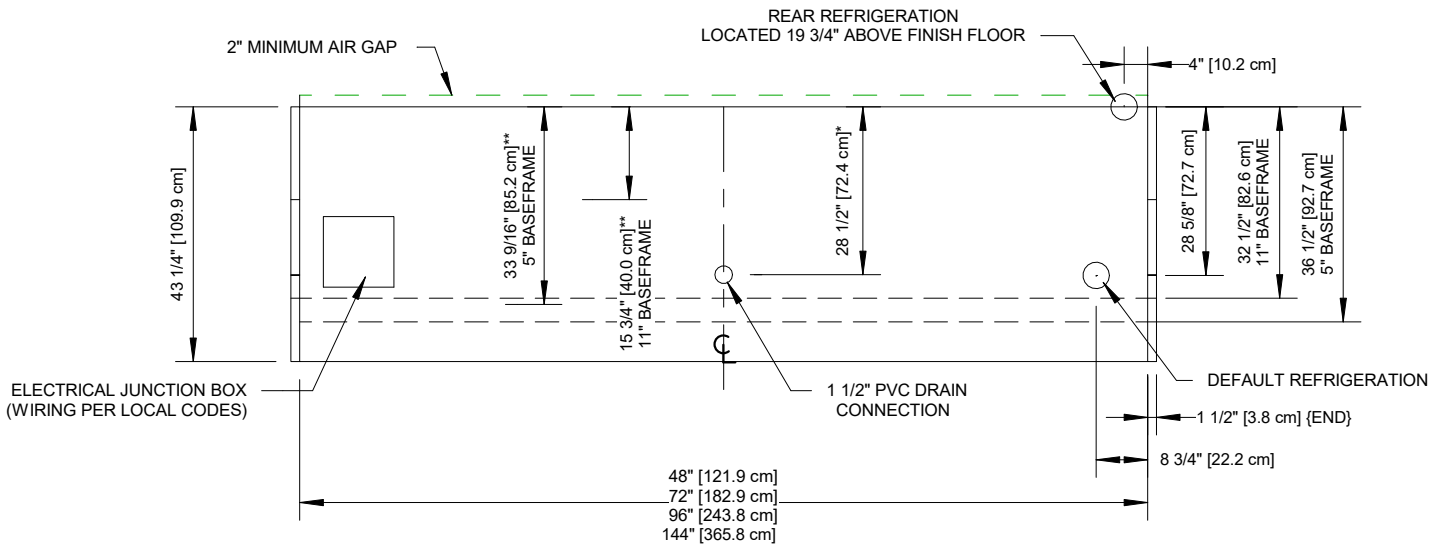




**11" BASEFRAME**



**5" BASEFRAME**



**NOTES:**

- \* : STUB-UP AREA
- \*\* : RECOMMENDED STUB-UP CENTERLINE FOR ELECTRICAL AND HUB DRAINS

• Ends add approximately 1" to case height.



**OM-NRG**

ALL MEASUREMENTS ARE TAKEN PER ASHRAE-72-2005 SPECIFICATIONS. HILLPHOENIX REFRIGERATED DISPLAY CASES FOR SALE IN THE UNITED STATES MEET OR EXCEED DEPARTMENT OF ENERGY 2017 REQUIREMENTS.

Rev Date:	Rev #	Revision Description:
10/16/18	3	DATA UPDATE
4/30/18	2	NEW STANDARDS