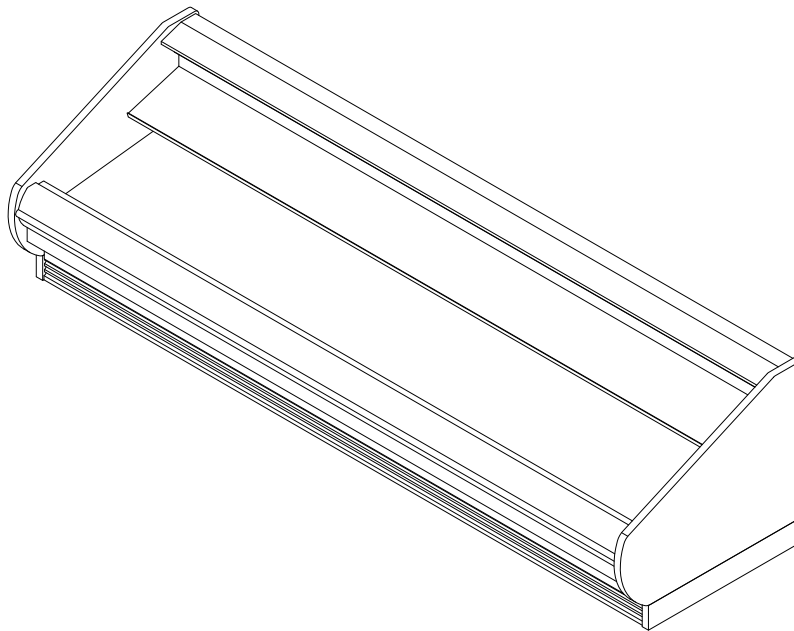


## GENERAL NOTES:

- "---" indicates that the feature is not an option with this case model and/or the data is not yet available.
- LED lights only.
- Maximum of 2 rows of standard output LED lighted shelves.
- Nose lights are not available.



COMPONENT

ALL MEASUREMENTS ARE TAKEN PER ASHRAE-72-2005 SPECIFICATIONS. HILLPHOENIX REFRIGERATED DISPLAY CASES FOR SALE IN THE UNITED STATES MEET OR EXCEED DEPARTMENT OF ENERGY 2017 REQUIREMENTS.

## OUM-NRG

Rev Date:	Rev #	Revision Description:
7-19-18	4	DATA UPDATE
9-28-18	5	DATA UPDATE

**Hillphoenix**

A DOVER COMPANY

ELECTRICAL DATA			
Case Length	Fans Per Case	High Efficiency Fans	
		120 Volts	
		Amps	Watts
4'	1	0.16	11.0
6'	2	0.32	22.0
8'	2	0.32	22.0
12'	3	0.48	33.0

LIGHTING DATA						
Case Length	Lights per row	Lights Length	Clearvoyant LED Lighting (Per Light Row)			
			Standard Power (Cornice or Shelf)		High Power (Cornice)	
			120 Volts		120 Volts	
			Amps	Watts	Amps	Watts
4'	1	4'	0.05	5.9	0.12	14.9
6'	2	3'	0.08	9.4	0.20	23.8
8'	2	4'	0.10	11.8	0.25	29.9
12'	3	4'	0.15	17.6	0.37	44.8

GUIDELINES AND CONTROL SETTINGS							
Application	Front Sill Height	BTUH/ft		Superheat Set Point @ Bulb (°F)	Evaporator (°F)	Discharge Air (°F)	Discharge Air Velocity (FPM)
		Conventional	Parallel				
Dairy/Deli/Produce	All	648	597	6 - 8	28	30	180
Meat	Extended	691	621	6 - 8	26	28	180

DEFROST CONTROLS		
Defrosts Per Day	Timed-Off Defrost	
	Fail-Safe (Min)	Termination Temp (°F)
6	30	47

### NOTES:

- "---" indicates that the feature is not an option with this case model and/or the data is not yet available.
- Listed anti-condensate heater data represent an unlighted rear sill. For a lighted rear sill, the values must be doubled.
- Listed BTUH/ft data represent unlighted shelves. For LED lighting, add 9 BTUH/ft per row of lighted
- A rear refrigerated box increases refrigeration load by 110 BTUH/ft.
- Listed discharge air velocity represents the average velocity immediately after defrost.
- Temperature and defrost settings listed above are recommended start-up settings. Final operational settings may need to be adjusted for the store conditions in which the case operates.
- The recommended evaporator temperatures may need to be adjusted based on system setup, store conditions, etc. The minimum recommended evaporator temperature is 4°F below the listed evaporator temperature.
- Timed off defrost is recommended for medium temperature applications.



## OUM-NRG

ALL MEASUREMENTS ARE TAKEN PER ASHRAE-72-2005 SPECIFICATIONS. HILLPHOENIX REFRIGERATED DISPLAY CASES FOR SALE IN THE UNITED STATES MEET OR EXCEED DEPARTMENT OF ENERGY 2017 REQUIREMENTS.

Rev Date:	Rev #	Revision Description:
7-19-18	4	DATA UPDATE
9-28-18	5	DATA UPDATE

SECOND NATURE DATA								
Case Model	No. of Coils	Application	Front Sill Type	BTUH/FT (DR)		GPM/ft (DR)	Supply Fluid Temp (°F)	Discharge Air Temp (°F)
				Conventional	Parallel			
OUM-NRG	1	Bulk Produce	Extended	709	620	0.08	20	37
OUM-NRG	1	Deli/Produce	Extended	709	620	0.18	20	31
OUM-NRG	1	Meat	Extended	714	624	0.21	20	30
OUM-NRG	1	Bulk Produce	Extended	709	620	0.14	25	37
OUM-NRG	1	Deli/Produce	Extended	709	620	0.45	25	31
OUM-NRG	1	Meat	Extended	714	624	0.64	25	30
OUM-NRG	1	Deli/Produce	All Fronts	887	775	0.56	25	31
OUM-NRG	1	Meat	33" Front	893	780	0.26	20	27
OUM-NRG	1	All	All Fronts	818	758	0.20	20	27
OUM-NRG	1	All	All Fronts	818	758	0.52	25	27

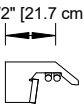
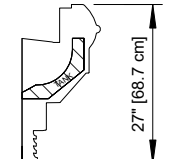
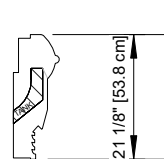
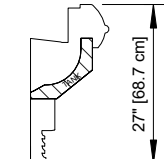
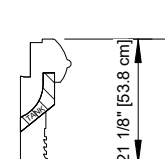
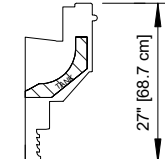
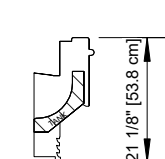
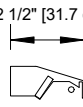
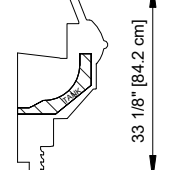
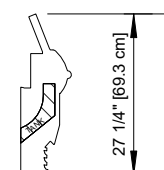
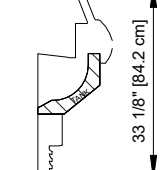
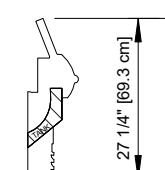
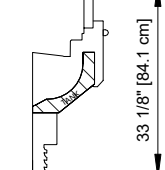
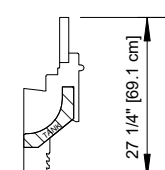
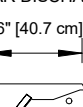
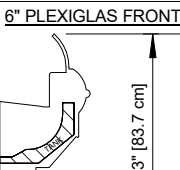
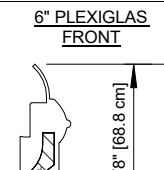
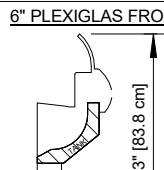
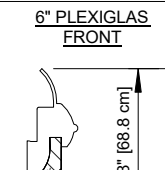
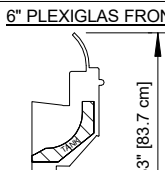
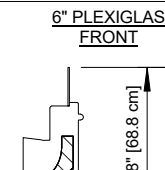
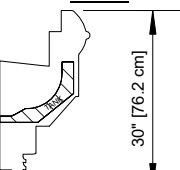
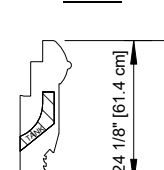
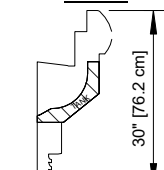
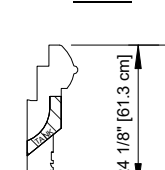
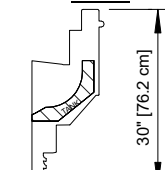
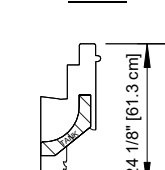
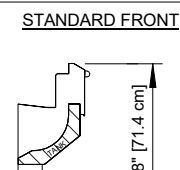
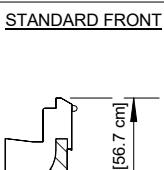
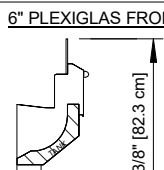
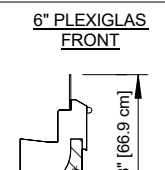
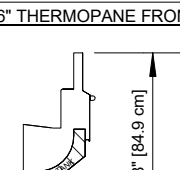
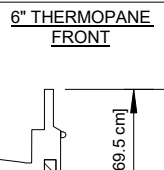
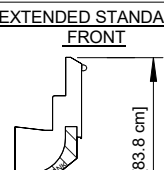
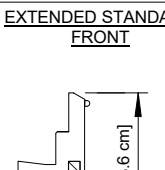
SECOND NATURE DATA								
Case Model	No. of Coils	Application	Front Sill Type	No. of Defrost	Timed-Off Defrost		Warm Fluid Defrost	
					Fail Safe (Min)	Termination Temp (°F)	Fail Safe (Min)	Termination Temp (°F)
OUM-NRG	1	Bulk Produce	Extended	6	45	42	26	49
OUM-NRG	1	Deli/Produce	Extended	6	45	42	26	49
OUM-NRG	1	Meat	Extended	6	45	42	26	49
OUM-NRG	1	Bulk Produce	Extended	6	45	42	26	49
OUM-NRG	1	Deli/Produce	Extended	6	45	42	26	49
OUM-NRG	1	Meat	Extended	6	45	42	26	49
OUM-NRG	1	Deli/Produce	All Fronts	6	45	42	26	49
OUM-NRG	1	Meat	33" Front	6	60	47	26	49
OUM-NRG	1	All	All Fronts	6	60	47	26	49
OUM-NRG	1	All	All Fronts	6	45	42	26	49



## OUM-NRG

ALL MEASUREMENTS ARE TAKEN PER ASHRAE-72-2005 SPECIFICATIONS. HILLPHOENIX REFRIGERATED DISPLAY CASES FOR SALE IN THE UNITED STATES MEET OR EXCEED DEPARTMENT OF ENERGY 2017 REQUIREMENTS.

Rev Date:	Rev #	Revision Description:
7-19-18	4	DATA UPDATE
9-28-18	5	DATA UPDATE

REAR SILL OPTIONS	FRONT OPTIONS					
	ORIGIN 2 FRONT				FLAT FRONT FLAT TOP	
	STANDARD FRONT	STANDARD FRONT	STANDARD FRONT	STANDARD FRONT	STANDARD FRONT	STANDARD FRONT
<b>STANDARD REAR SILL</b> 8 1/2" [21.7 cm] 						
<b>12 1/2" REAR SILL</b> 12 1/2" [31.7 cm] 						
<b>16" REAR SILL (REAR DISCHARGE)</b> 16" [40.7 cm] 						
						
	FLAT FRONT ANGLED TOP					
						
						

**NOTES:**

- Front and rear sill heights vary with baseframe height.
- Extended front sills are required for meat applications to maintain proper product temperature. An extended front has a minimum height of 24" on a 5" baseframe, or 30" on an 11" baseframe.

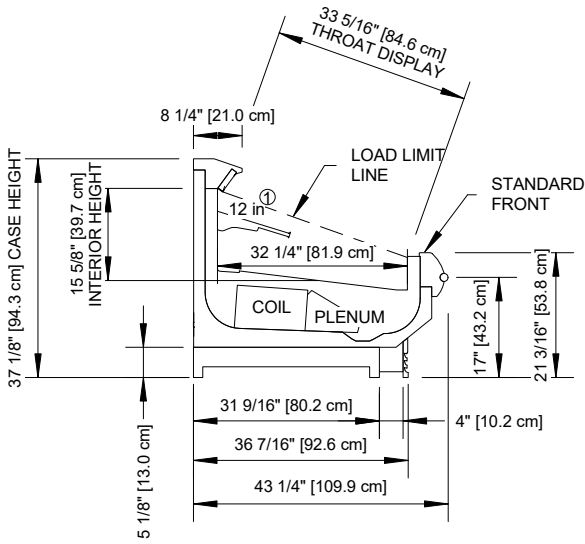


OUM-NRG

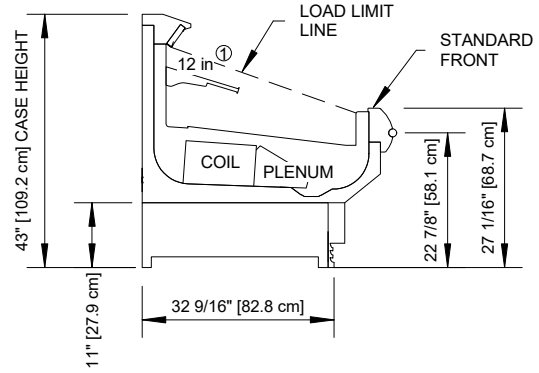
ALL MEASUREMENTS ARE TAKEN PER ASHRAE-72-2005 SPECIFICATIONS. HILLPHOENIX REFRIGERATED DISPLAY CASES FOR SALE IN THE UNITED STATES MEET OR EXCEED DEPARTMENT OF ENERGY 2017 REQUIREMENTS.

Rev Date:	Rev #	Revision Description:
7-19-18	4	DATA UPDATE
9-28-18	5	DATA UPDATE

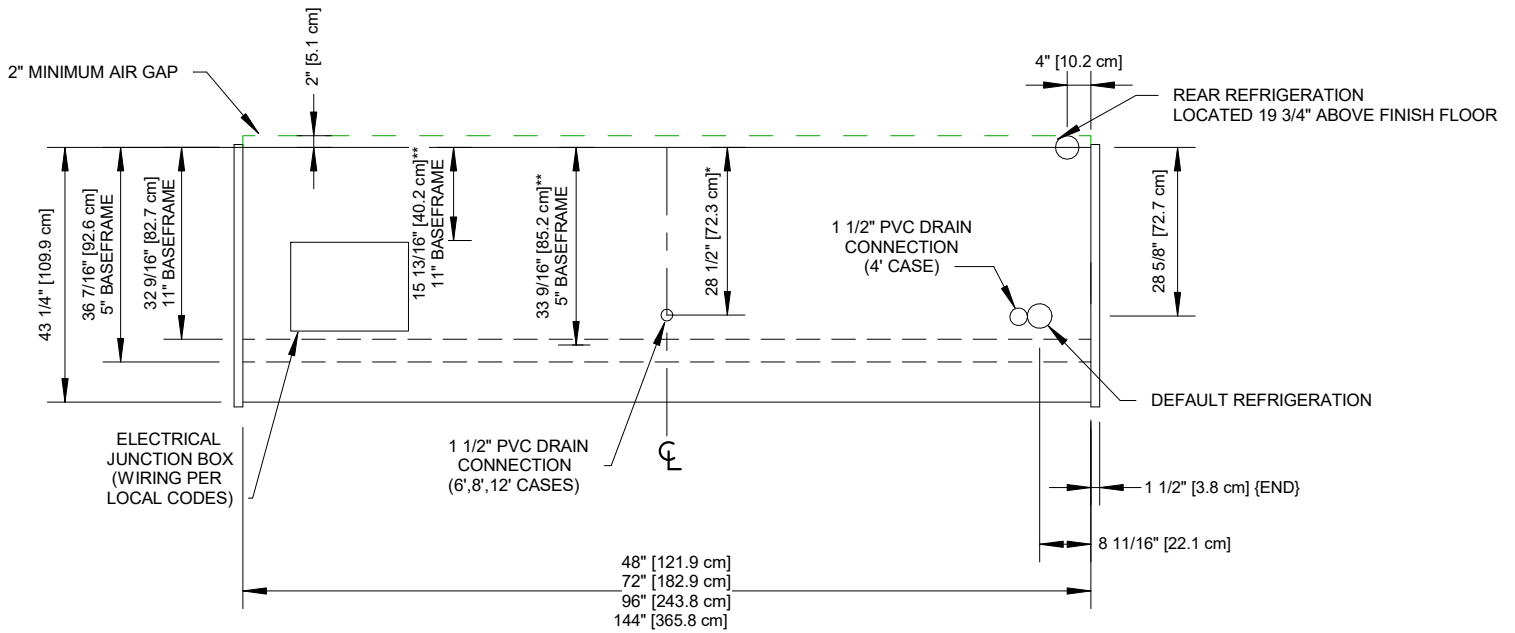




**5" BASE FRAME**



**11" BASE FRAME**



**NOTES:**

- \* : STUB-UP AREA
- \*\* : RECOMMENDED STUB-UP CENTERLINE FOR ELECTRICAL AND HUB DRAINS
- ① : AVAILABLE SHELF SIZES: 10", 12", 14" & 16"

- Ends add approximately 1" to case height, 1" to the front and 1/2" to the back.
- Product on top shelf should be 3" below discharge.



**OUM-NRG**

ALL MEASUREMENTS ARE TAKEN PER ASHRAE-72-2005 SPECIFICATIONS. HILLPHOENIX REFRIGERATED DISPLAY CASES FOR SALE IN THE UNITED STATES MEET OR EXCEED DEPARTMENT OF ENERGY 2017 REQUIREMENTS.

Rev Date:	Rev #	Revision Description:
7-19-18	4	DATA UPDATE
9-28-18	5	DATA UPDATE

