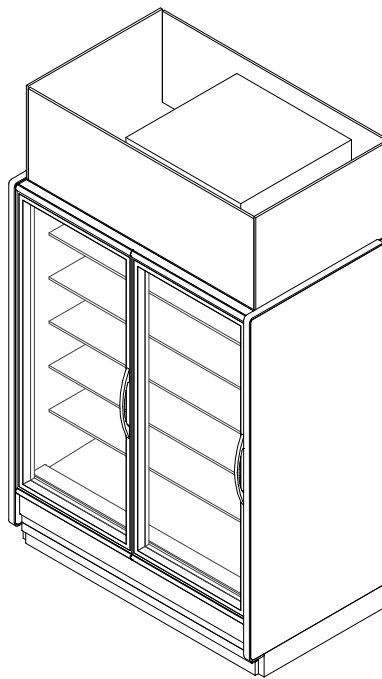


**GENERAL NOTES**

- Light controls - occupancy sensors are required
  - Option 1: OEM Provided: Lighting controls (on/off) are standard unless otherwise specified
  - Option 2: End User Provided: Light controls should be based on occupancy sensors



SHIPPING WEIGHT	
Case	Weight
JNRBHSAK	---



ALL MEASUREMENTS ARE TAKEN PER ASHRAE-72-2005 SPECIFICATIONS. HILLPHOENIX REFRIGERATED DISPLAY CASES FOR SALE IN THE UNITED STATES MEET OR EXCEED DEPARTMENT OF ENERGY 2017 REQUIREMENTS.

**JNRBHSAK**

Rev. Date	Rev. #	Rev. Title
5-1-19	2	DATA UPDATE
3-21-19	1	DATA UPDATE

SYSTEM REQUIREMENT				
Case Length	Volts	Phase	Frequency	Provided Overcurrent Protection
2 Door	208	1	60	20
4'	120	1	60	15.8

Case Length	24hr Energy Usage (kWh)*
	DOE
2 Door	6.09
4'	5.35

GUIDELINES AND CONTROL SETTINGS					
Case Length	Application	Superheat Set Point @ Bulb (°F)	Discharge Air (°F)	Set Point Differential (°F)	Discharge Air Velocity (FPM)
2 Door	Meal Kit	6 - 8	28	4	230
4'	Meal Kit	6 - 8	30	4	183

\*- 24 Hour Energy values includes evaporate fans, standard LEDs, anti-condensate heat & condensing unit

CONDENSING UNIT DATA								
Case Length	Volts	Phase	Frequency	Horsepower	Running Load Amps (RLA) (Amps)	Locked Rotor Amps (LRA) (Amps)	Refrigerant	Lbs. of Refrigerant
2 Door	208	1	60	1/3	4	22	R404A	2.2
4'	120	1	60	1/4	4	26	R448A	2.45

DEFROST CONTROLS					
Case Length	Application	Defrosts Per Day	Run-Off Time (Min)	Fail-Safe (Min)	Termination Temp (F)
2 Door	Meal Kit	2	0	60	40
4'	Meal Kit	2	0	60	40

DEFROST SCHEDULE	
Defrosts Per Day	Time
2	12 a.m. - 12 p.m.

### NOTES

- "---" indicates that this feature is not an option on this case model.
- Anti-condensate heat values represent a door with no heat.
- Listed discharge air velocity represents the average velocity at the peak of defrost.
- Temperature and defrost settings listed below are recommended start-up settings. Final operational settings may need to be adjusted for the store conditions in which the case operates.
- The recommended evaporator temperatures may need to be adjusted based on system setup, store conditions, etc. The minimum recommended evaporator temperature is 4°F below the listed evaporator temperature.



ALL MEASUREMENTS ARE TAKEN PER ASHRAE-72-2005 SPECIFICATIONS. HILLPHOENIX REFRIGERATED DISPLAY CASES FOR SALE IN THE UNITED STATES MEET OR EXCEED DEPARTMENT OF ENERGY 2017 REQUIREMENTS.

### JNRBHSAK

Rev. Date	Rev. #	Rev. Title
5-1-19	2	DATA UPDATE
3-21-19	1	DATA UPDATE

**Hillphoenix**  
A DOVER COMPANY

JNRBHSAK (Meal Kit) Case Configuration		
Case Model	JNRBHSAK (Meal Kit) Base Model	JNRBHSAK (Meal Kit) Configured Options
Length	2 Door, Single Swing 4', French Swing	
Case Use	Beverage, Dairy, Deli, Meat	
Base Frame	Std 5"	Optional: Split Base Frame (2" +3.25) for 80" Doorway Restriction
Exterior Color	Black	Optional: Custom Color
Interior Color	White	Optional: Custom, Bright Stainless SA
LH End Type	Square	Optional: Square ends with unheated glass thermopane window
RH End Type	Square	Optional: Square ends with unheated glass thermopane window
End Skins	Interior: CC or WH Exterior: CC	Optional: Interior: SA Exterior: S3
End Trim Type/Color	Black PVC	Optional: Stainless Steel Metal Trim
Door Type (Std, Elim, Etc.)	ELMD (2 Door, Single Swing) Vista C (4', French Swing)	Optional: I90 (2 Door, Single Swing), I60 & Elite (4', French Swing)
Door Frame Style	101 (2 Door, Single Swing) Vista (4', French Swing)	
Door Lighting	LED-Optimax Radiant	
Door Handle (Full, Short)	Short	Optional: Arch or Full I90
Door Color	Black	
Anti Fog	No	With Anti Fog Coating
Door Gasket Type	Standard	LifePlus
Master Bumper	None	
Nose Bumper	Boston Bumper with End Caps/ Black	
Rack Type	White, 22" with 4" lip	
Shelf Arrangement	(5) 22" Shelves	
PTM Type	Aluminum	
Wiring	Top; 208V 4 Wire Single Point Connection, Carel Controller (2 Door, Single Swing) Top; 120V 3 Wire Single Point Connection, Carel Controller (4', French Swing)	
Refrigerant	DX R404A (2 Door, Single Swing), DX R448A (4', French Swing)	
Piping	Top	
Defrost	Off Cycle	
Heat Exchanger	None	
Fans (HE, STD)	ECM	
Refrigeration Accessories	None	
Thermometer	Std - Dial	
Probe	None	
Special Instructions	Ship Loose Condensing Unit + Drain Pump + Pan	Optional: Fully Installed Condensing Unit + Pump + Pan

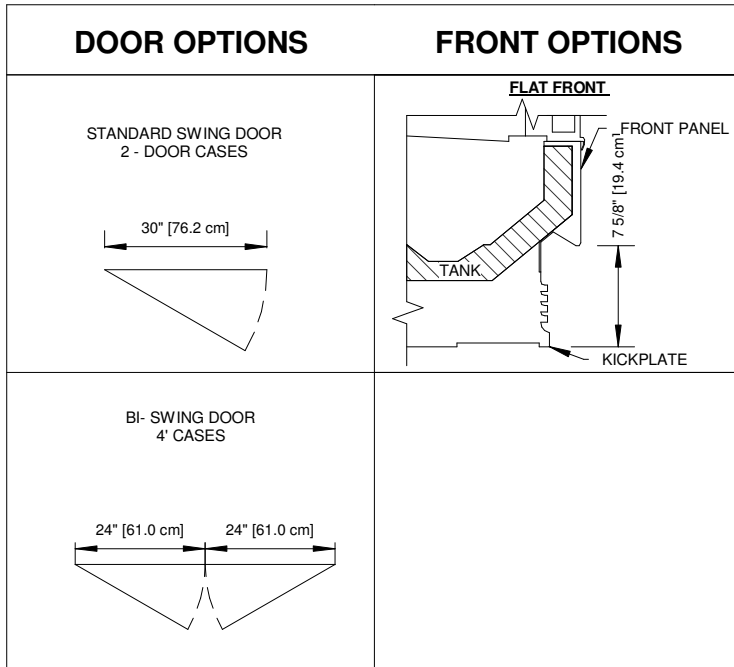


ALL MEASUREMENTS ARE TAKEN PER  
ASHRAE-72-2005 SPECIFICATIONS. HILLPHOENIX  
REFRIGERATED DISPLAY CASES FOR SALE IN THE  
UNITED STATES MEET OR EXCEED DEPARTMENT  
OF ENERGY 2017 REQUIREMENTS.

### JNRBHSAK

Rev. Date	Rev. #	Rev. Title
5-1-19	2	DATA UPDATE
3-21-19	1	DATA UPDATE

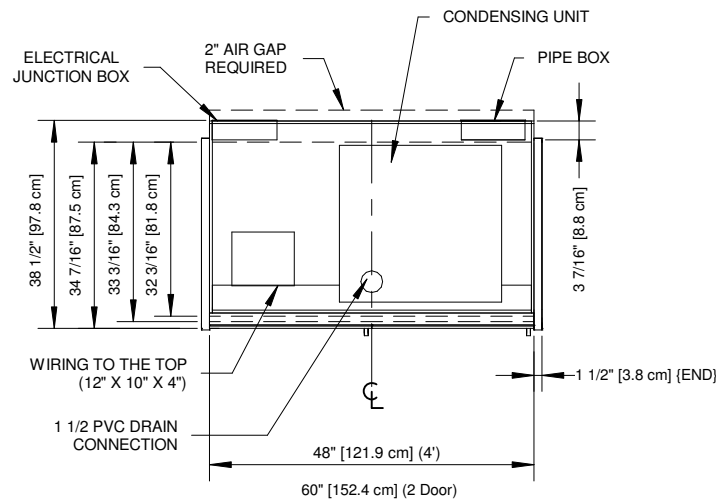
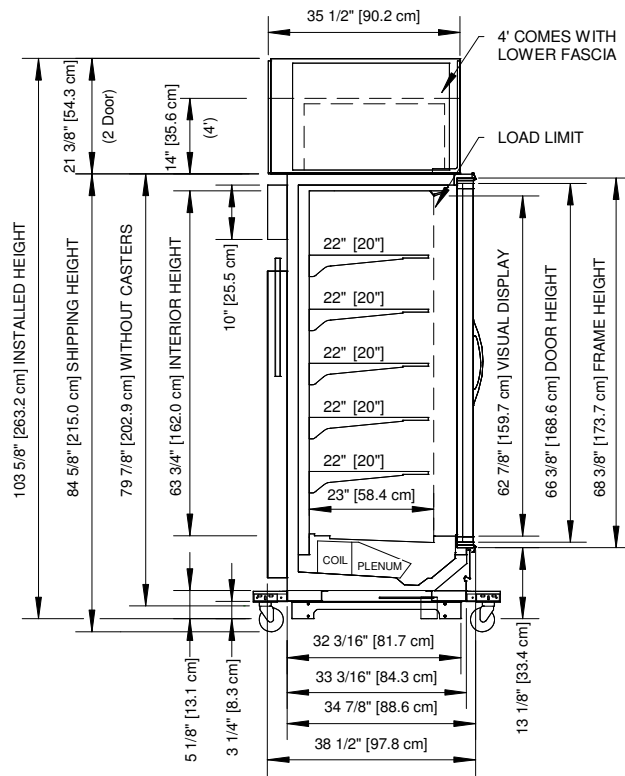
**Hillphoenix**  
A DOVER COMPANY



ALL MEASUREMENTS ARE TAKEN PER ASHRAE-72-2005 SPECIFICATIONS. HILLPHOENIX REFRIGERATED DISPLAY CASES FOR SALE IN THE UNITED STATES MEET OR EXCEED DEPARTMENT OF ENERGY 2017 REQUIREMENTS.

## JNRBHSAK

Rev. Date	Rev. #	Rev. Title
5-1-19	2	DATA UPDATE
3-21-19	1	DATA UPDATE



### NOTES

- \* : STUB-UP AREA.
- \*\* : RECOMMENDED STUB-UP CENTERLINE FOR ELECTRICAL AND HUB DRAINS.

- Specialized Base Frame:
  - Case fits through 80" doorway with shipping undercarriage removed.
  - 2" lifting brackets (installed) & 3.25" ship loose risers combine for 5" baseframe once installed.
  - Drain traps ship loose.
- Ends add approximately 1" to case height, 1/2" to the back & 1" to the front.



COMPONENT

ALL MEASUREMENTS ARE TAKEN PER ASHRAE-72-2005 SPECIFICATIONS. HILLPHOENIX REFRIGERATED DISPLAY CASES FOR SALE IN THE UNITED STATES MEET OR EXCEED DEPARTMENT OF ENERGY 2017 REQUIREMENTS.

### JNRBHSAK

Rev. Date	Rev. #	Rev. Title
5-1-19	2	DATA UPDATE
3-21-19	1	DATA UPDATE

**Hillphoenix**

A DOVER COMPANY