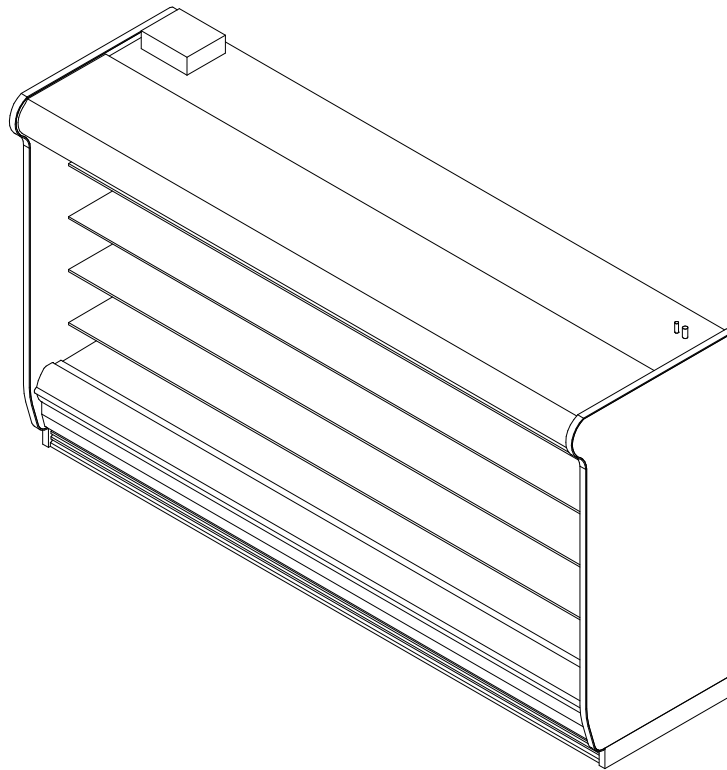


ON5DRX-NRG

8' & 12' Rear Load Multi-Deck Merchandiser with Synerg-E™
(Beverage / Dairy)

GENERAL NOTES:

- "---" indicates that the feature is not an option for this case option and/or the data is not yet available.
- Rear-loading cases are designed for the rear door to open into an operating cooler.
- LED lights only.
- Maximum of 5 rows of standard output LED lighted shelves.



SHIPPING WEIGHT	
Case	Weight
ON5DRX-NRG	---



ALL MEASUREMENTS ARE TAKEN PER ASHRAE-72-2005 SPECIFICATIONS. HILLPHOENIX REFRIGERATED DISPLAY CASES FOR SALE IN THE UNITED STATES MEET OR EXCEED DEPARTMENT OF ENERGY 2017 REQUIREMENTS.

ON5DRX-NRG

Rev. Date	Rev. #	Rev. Title
9-25-19	6	OPTIONS UPDATE
9-18-19	5	ENDVIEW UPDATE



ON5DRX-NRG

8' & 12' Rear Load Multi-Deck Merchandiser with Synerg-E™
(Beverage / Dairy)

ELECTRICAL DATA			
Case Length	Fans Per Case	High Efficiency Fans	
		120 Volt	
		Amps	Watts
8'	3	0.68	50.0
12'	6	1.35	100.0

LIGHTING DATA					
Case Length	Lights per row	Clearvoyant v4 LED Lighting (Per Light Row)			
		Standard Power (Cornice or Shelf)		High Power (Cornice Only)	
		120 Volts		120 Volts	
		Amps	Watts	Amps	Watts
8'	2	0.10	11.8	0.25	29.9
12'	3	0.15	17.7	0.37	44.7

GUIDELINES AND CONTROL SETTINGS							
Application	Front Sill height	BTUH/ft		Superheat Set Point @ Bulb (°F)	Evaporator (°F)	Discharge Air (°F)	Discharge Air Velocity (FPM)
		Conventional	Parallel				
Beverage	2.5" Extended	1101	1085	6 - 8	34	37	260
Beverage	5" Extended	1068	1053	6 - 8	34	37	260
Beverage	Std. Dairy	1152	1120	6 - 8	34	37	260
Dairy	2.5" Extended	1435	1256	6 - 8	28	32	260
Dairy	5" Extended	1404	1229	6 - 8	28	32	260
Dairy	7.5" Extended	1380	1208	6 - 8	28	32	260
Dairy	Std. Dairy	1478	1293	6 - 8	28	32	260

DEFROST CONTROLS			
Application	Defrosts Per Day	Timed-Off Defrost	
		Fail-Safe (Min)	Termination Temp (F)
Dairy	6	40	47

NOTES:

- "----" indicates that the feature is not an option for this case option and/or the data is not yet available.
- Listed BTUH/ft data represent unlighted shelves. For LED lighting, add 9 BTUH/ft per row of lighted shelving.
- BTUH load increases by 132 BTUH/ft when aftermarket merchandising accessories are utilized.
- Listed evaporator temperature represents unlighted shelves. For lighted shelves and/or aftermarket merchandising accessories, reduce the listed evaporator temperature by 2°F.
- Conventional Discharge Air Control – Recommended Settings: Cut-In Temp = Discharge Air + 2°F; Cut-Out Temp = Discharge Air - 2°F.
- Listed discharge air velocity represents the average velocity immediately after defrost.
- Temperature and defrost settings listed below are recommended start-up settings. Final operational settings may need to be adjusted for the store conditions in which the case operates.
- The recommended evaporator temperatures may need to be adjusted based on system setup, store conditions, etc. The minimum recommended evaporator temperature is 4°F below the listed evaporator temperature.



ALL MEASUREMENTS ARE TAKEN PER ASHRAE-72-2005 SPECIFICATIONS. HILLPHOENIX REFRIGERATED DISPLAY CASES FOR SALE IN THE UNITED STATES MEET OR EXCEED DEPARTMENT OF ENERGY 2017 REQUIREMENTS.

ON5DRX-NRG

Rev. Date	Rev. #	Rev. Title
9-25-19	6	OPTIONS UPDATE
9-18-19	5	ENDVIEW UPDATE

Hillphoenix
A DOVER COMPANY

ON5DRX-NRG

8' & 12' Rear Load Multi-Deck Merchandiser with Synerg-E™
(Beverage / Dairy)

FRONT OPTIONS	CORNICHE OPTIONS					
	CURVED CORNICHE 42 3/16"	CURVED CORNICHE WITH NIGHT COVER 45 7/16"	FACETED CORNICHE 42 1/16"	FACETED CORNICHE WITH NIGHT COVER 45 5/16"	FLAT CORNICHE 41 11/16"	FLAT CORNICHE WITH STANDARD NIGHT COVER 43 15/16"
FLAT FRONT 2	STANDARD FRONT 19 7/8" [50.5 cm]	2 1/2" EXTENDED FRONT W/ & W/O NOSE LIGHT 22 3/8" [56.9 cm]	5" EXTENDED FRONT W/ & W/O NOSE LIGHT 25" [63.5 cm]	7 1/2" EXTENDED FRONT 27 3/8" [69.6 cm]		
FLAT FRONT	STANDARD FRONT 18 11/16" [47.5 cm]	2 1/2" EXTENDED FRONT W/ & W/O NOSE LIGHT 21 3/16" [53.9 cm]	5" EXTENDED FRONT W/ & W/O NOSE LIGHT 23 11/16" [60.2 cm]	7 1/2" EXTENDED FRONT 26 3/16" [66.6 cm]		
CLASSIC 2 METAL	STANDARD FRONT 18 11/16" [47.5 cm]	2 1/2" EXTENDED FRONT W/ & W/O NOSE LIGHT 21 3/16" [53.9 cm]	5" EXTENDED FRONT W/ & W/O NOSE LIGHT 23 11/16" [60.2 cm]	7 1/2" EXTENDED FRONT 26 3/16" [66.6 cm]		
CLASSIC 2 POLYMER	STANDARD FRONT 18 11/16" [47.5 cm]	2 1/2" EXTENDED FRONT W/ & W/O NOSE LIGHT 21 3/16" [53.9 cm]	5" EXTENDED FRONT W/ & W/O NOSE LIGHT 23 11/16" [60.2 cm]	7 1/2" EXTENDED FRONT 26 3/16" [66.6 cm]		
ORIGIN 2	STANDARD FRONT 18 11/16" [47.5 cm]	2 1/2" EXTENDED FRONT W/ & W/O NOSE LIGHT 21 3/16" [53.9 cm]	5" EXTENDED FRONT W/ & W/O NOSE LIGHT 23 11/16" [60.2 cm]	7 1/2" EXTENDED FRONT 26 3/16" [66.6 cm]		
THERMOPANE	6" THERMOPANE FRONT 29 7/8" [75.8 cm]	4" THERMOPANE FRONT 27 7/8" [70.8 cm]	4" THERMOPANE FRONT W/T NOSE LIGHT 27 7/8" [70.8 cm]	6" THERMOPANE FRONT 29 7/8" [75.8 cm]		

NOTES:



COMPONENT

ALL MEASUREMENTS ARE TAKEN PER ASHRAE-72-2005 SPECIFICATIONS. HILLPHOENIX REFRIGERATED DISPLAY CASES FOR SALE IN THE UNITED STATES MEET OR EXCEED DEPARTMENT OF ENERGY 2017 REQUIREMENTS.


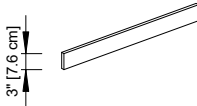
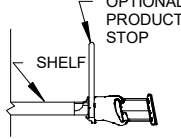

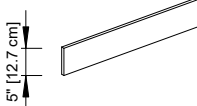
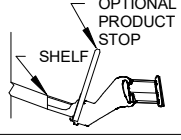



ON5DRX-NRG

Rev. Date	Rev. #	Rev. Title
9-25-19	6	OPTIONS UPDATE
9-18-19	5	ENDVIEW UPDATE



ON5DRX-NRG

8' & 12' Rear Load Multi-Deck Merchandiser with Synerg-E™
(Beverage / Dairy)

SHELF TAG MOLDING OPTIONS	PRODUCT STOP OPTIONS (ONLY APPLICABLE ON SLOTTED TM)	SHELF EDGE ENERGY SAVINGS
<p><u>1.25" STD</u></p> 	<p><u>3" PLEXI PRODUCT STOPS</u></p> 	<p><u>ECO BLADE FLAT SHELF</u></p> 
<p><u>SLOTTED</u></p> 	<p><u>5" PLEXI PRODUCT STOPS</u></p> 	<p><u>ECO BLADE ANGLED SHELF</u></p> 
<p><u>ANGLED</u></p> 	<p><u>WIRE FENCE PRODUCT STOPS</u></p> 	
<p><u>ANGLED SLOTTED</u></p> 		

NOTES:

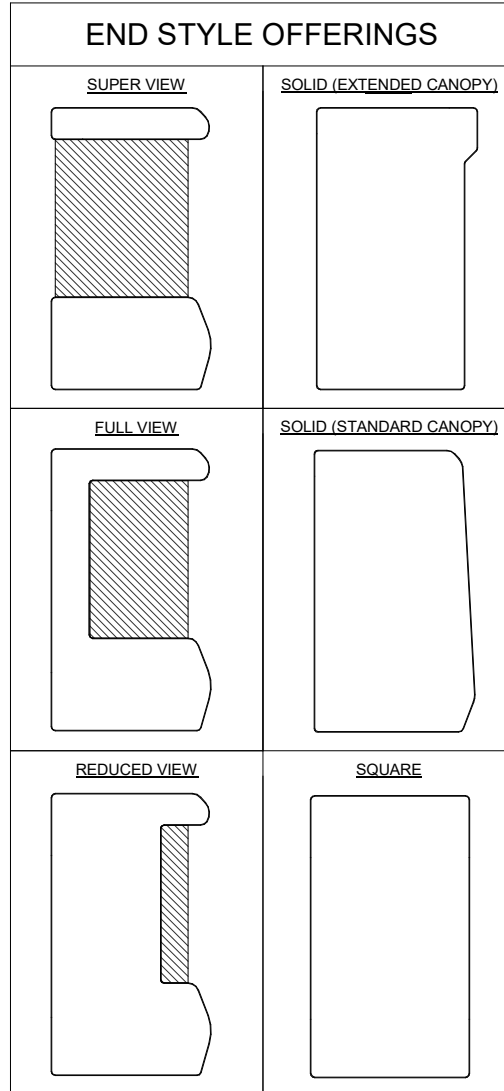


ALL MEASUREMENTS ARE TAKEN PER ASHRAE-72-2005 SPECIFICATIONS. HILLPHOENIX REFRIGERATED DISPLAY CASES FOR SALE IN THE UNITED STATES MEET OR EXCEED DEPARTMENT OF ENERGY 2017 REQUIREMENTS.

ON5DRX-NRG

Rev. Date	Rev. #	Rev. Title
9-25-19	6	OPTIONS UPDATE
9-18-19	5	ENDVIEW UPDATE





NOTES:

- Ends shown are for general use only. Shape, size, and appearance are subject to change based on engineering configuration.
- Hatched regions represent glass inserts.
- Ends are approximately 1 1/2" thick.
- Ends add approximately 1" to case height, 1/2" to the back & 1" to the front.



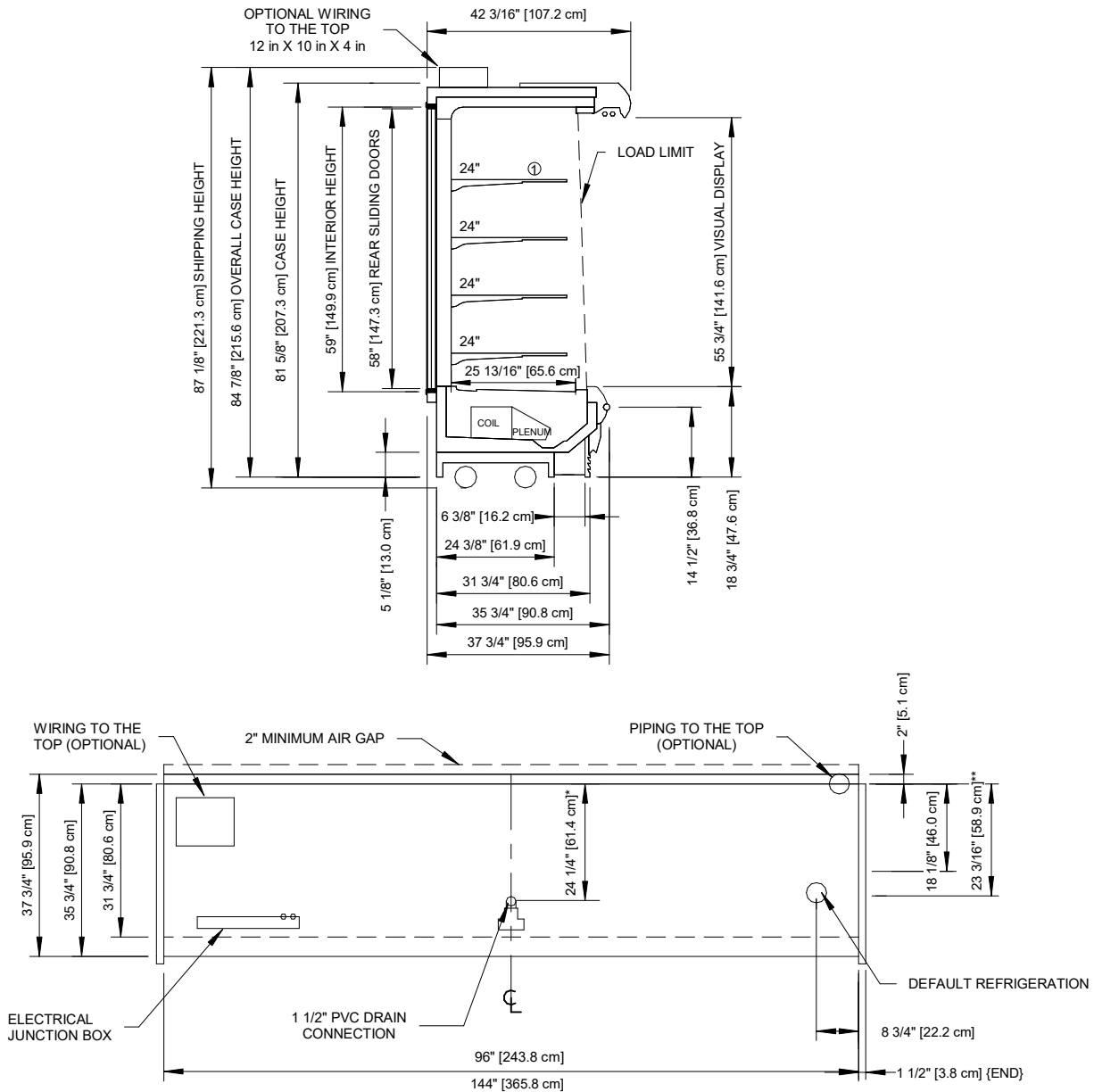
ALL MEASUREMENTS ARE TAKEN PER ASHRAE-72-2005 SPECIFICATIONS. HILLPHOENIX REFRIGERATED DISPLAY CASES FOR SALE IN THE UNITED STATES MEET OR EXCEED DEPARTMENT OF ENERGY 2017 REQUIREMENTS.

ON5DRX-NRG

Rev. Date	Rev. #	Rev. Title
9-25-19	6	OPTIONS UPDATE
9-18-19	5	ENDVIEW UPDATE

ON5DRX-NRG

8' & 12' Rear Load Multi-Deck Merchandiser with Synerg-E™
(Beverage / Dairy)



NOTES:

- * : STUB-UP AREA
- ** : RECOMMENDED STUP-UP CENTERLINE FOR ELECTRICAL AND HUB DRAINS
- ① : AVAILABLE SHELF SIZES: 10" , 12" , 14" , 16" , 20" , 22" & 24"

- Ends add approximately 1" to case height
- Cooler opening should be 82" x case length



ALL MEASUREMENTS ARE TAKEN PER ASHRAE-72-2005 SPECIFICATIONS. HILLPHOENIX REFRIGERATED DISPLAY CASES FOR SALE IN THE UNITED STATES MEET OR EXCEED DEPARTMENT OF ENERGY 2017 REQUIREMENTS.

ON5DRX-NRG

Rev. Date	Rev. #	Rev. Title
9-25-19	6	OPTIONS UPDATE
9-18-19	5	ENDVIEW UPDATE

