

REFERENCE NOTES FOR ENGINEERING DATA

- 8-foot cases can consist of 3 (32") doors or 4 (24") doors; 12-foot cases can consist of 4 (36") doors or 6 (24") doors.
- Data listed is for Optimax Radiant and low power Optimax Pro (high power available). For other lighting options please contact your sales representative.
- "0.00" indicates that feature is not an option on this case model.
- Anti-condensate heat values for Eliminaator and Vista C represent a door with no heat on the glass.
- Listed discharge air velocity represents the average velocity at the peak of defrost.
- Temperature and defrost settings listed below are recommended start-up settings. Final operational settings may need to be adjusted for the store conditions in which the case operates.
- The recommended evaporator temperatures may need to be adjusted based on system setup, store conditions, etc. The minimum recommended evaporator temperature is 4°F below the listed evaporator temperature.
- Lighting controls - occupancy sensors are required.
- Option 1: OEM Provided: Lighting controls (on/off) are standard unless otherwise specified.
- Option 2: End User Provided: Lighting controls should be based on occupancy sensors.
- Light wattages below reflect 100% run time. To determine actual daily energy usage at 75°F/55%RH conditions, reduce the light wattages below by 42%.
- Rear loading cases are designed for the rear door to open into an operating cooler

REFERENCE NOTES FOR CROSS SECTIONS

* : STUB-UP AREA

** : RECOMMENDED STUB-UP CENTERLINE FOR ELECTRICAL AND HUB DRAINS

- Ends add approximately 1" to case height, 1/2" to the back & 1" to the front
- Wiring to the top adds approximately 4" to case height
- A 2" minimum air gap is required between the rear of the case and the wall
- Casters add approximately 2 1/4" to case height
- Suction line: (2 door or 3 door) - 5/8", suction lines (4 door, 5 door, & 6 door) - 7/8"
- Liquid line with hot gas defrost (all lengths)- 3/8"
- Liquid line (all lengths) - 1/2"
- Available shelf sizes: 24" & 27"
- Recommended configuration is (5) rows - 27" shelves
- Peg shelving systems are not to be used with rear-loading cases



COMPONENT

ONRBRH

ALL MEASUREMENTS ARE TAKEN PER ASHRAE-72-2005 SPECIFICATIONS. HILLPHOENIX REFRIGERATED DISPLAY CASES FOR SALE IN THE UNITED STATES MEET OR EXCEED DEPARTMENT OF ENERGY 2017 REQUIREMENTS.

Rev Date:	Rev #	Revision Description:
12-1-17	1	DOE 2017

ELECTRICAL DATA			
Doors	Fans Per Case	High Efficiency Fans	
		120 Volts	
		Amps	Watts
8'	2	0.43	52
12'	3	0.65	78

LIGHTING DATA							
Case Length	Size of Door	LED Lighting					
		Optimax Pro		GE Immersion		Crossfire/Polaris	
		120 Volts		120 Volts		120 Volts	
		Amps	Watts	Amps	Watts	Amps	Watts
8'	24"	0.73	87.0	0.00	0.00	0.00	0.0
8'	32"	0.48	58.0	0.40	48.00	0.38	45.0
12'	24"	1.08	130.0	0.00	0.00	0.00	0.0
12'	36"	0.64	77.0	0.53	64.00	0.50	60.0

GUIDLINES & CONTROL DATA								
Application	Case Length	Door Size	BTUH/door		Evaporator (°F)	Superheat Set Point @ Bulb (°F)	Discharge Air (°F)	Discharge Air Velocity
			Coventional	Parallel				
Beverage	8'	24"	718	678	34	6-8	38	380 (FPM)
Beverage	8'	32"	957	904	34	6-8	38	380 (FPM)
Beverage	12'	24"	718	678	34	6-8	38	380 (FPM)
Beverage	12'	36"	1077	1017	34	6-8	38	380 (FPM)
Dairy/Deli	8'	24"	744	703	32	6-8	36	380 (FPM)
Dairy/Deli	8'	32"	992	937	32	6-8	36	380 (FPM)
Dairy/Deli	12'	24"	744	703	32	6-8	36	380 (FPM)
Dairy/Deli	12'	36"	1116	1054	32	6-8	36	380 (FPM)
Meat	8'	24"	827	781	28	6-8	34	380 (FPM)
Meat	8'	32"	1102	1041	28	6-8	34	380 (FPM)
Meat	12'	24"	827	781	28	6-8	34	380 (FPM)
Meat	12'	36"	1241	1172	28	6-8	34	380 (FPM)

ANTI CONDENSATE DATA					
Case Length	Door Size	101 Frames		Vista Frames	
		Un Heated Doors		Un Heated Doors	
		ELMD, ELMH, I90		Vista C, I60, Elite	
		120 Volts		120 Volts	
		Amps	Watts	Amps	Watts
8'	24"	0.43	52	0.43	52
8'	32"	0.56	67	0.52	62
12'	24"	0.68	82	0.68	82
12'	36"	0.80	96	0.80	96

DEFROST CONTROLS		
Defrost Per Day	Timed-Off Defrost	
	Fail-Safe (Min)	Termination Temp
	4	30

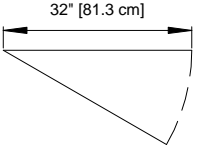
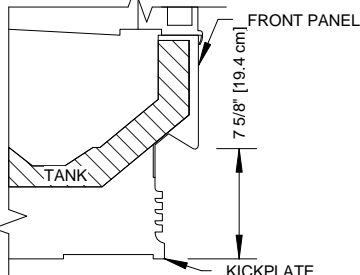
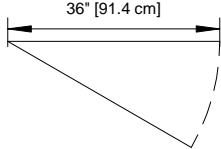
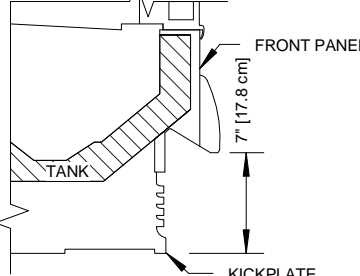
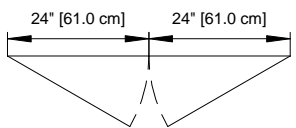
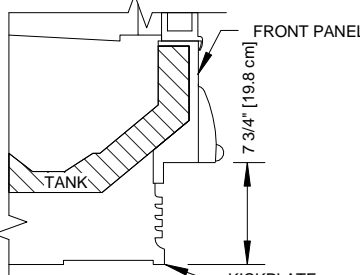


ONRBRH

ALL MEASUREMENTS ARE TAKEN PER ASHRAE-72-2005 SPECIFICATIONS. HILLPHOENIX REFRIGERATED DISPLAY CASES FOR SALE IN THE UNITED STATES MEET OR EXCEED DEPARTMENT OF ENERGY 2017 REQUIREMENTS.

Rev Date:	Rev #	Revision Description:
12-1-17	1	DOE 2017



DOOR OPTIONS	FRONT OPTIONS
<p>STANDARD SWING DOOR 8' CASE</p>  <p>32" [81.3 cm]</p>	<p>FLAT FRONT (O SERIES)</p>  <p>FRONT PANEL 7 5/8" [19.4 cm] TANK KICKPLATE</p>
<p>STANDARD SWING DOOR 12' CASE</p>  <p>36" [91.4 cm]</p>	<p>STREAMLINE BUMPER</p>  <p>FRONT PANEL 7" [17.8 cm] TANK KICKPLATE</p>
<p>BI-SWING DOOR 4,8' & 12' CASES</p>  <p>24" [61.0 cm] 24" [61.0 cm]</p>	<p>HALF BUMPER</p>  <p>FRONT PANEL 7 3/4" [19.8 cm] TANK KICKPLATE</p>



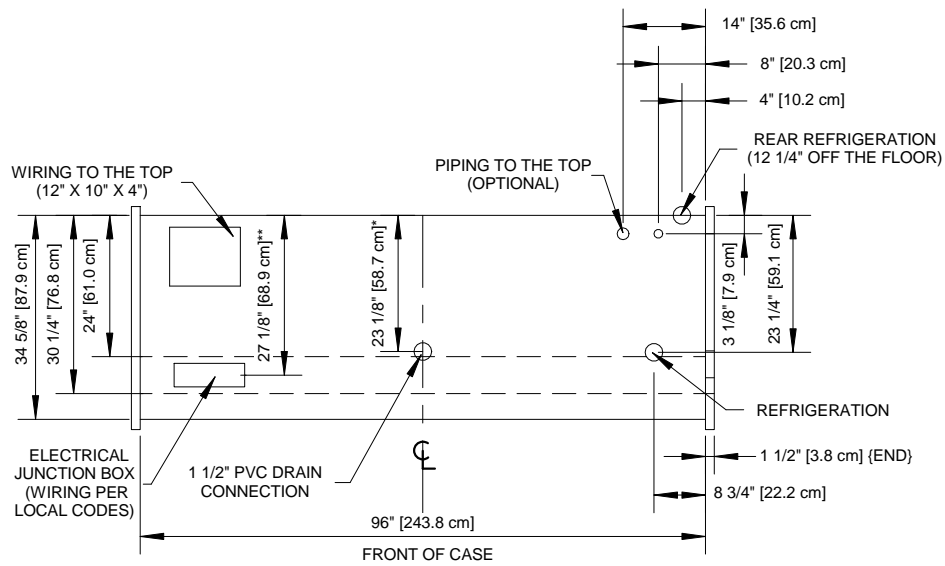
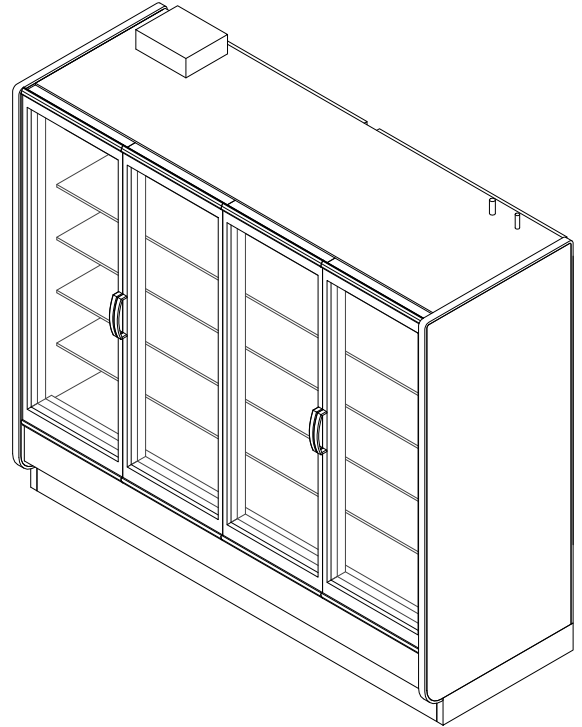
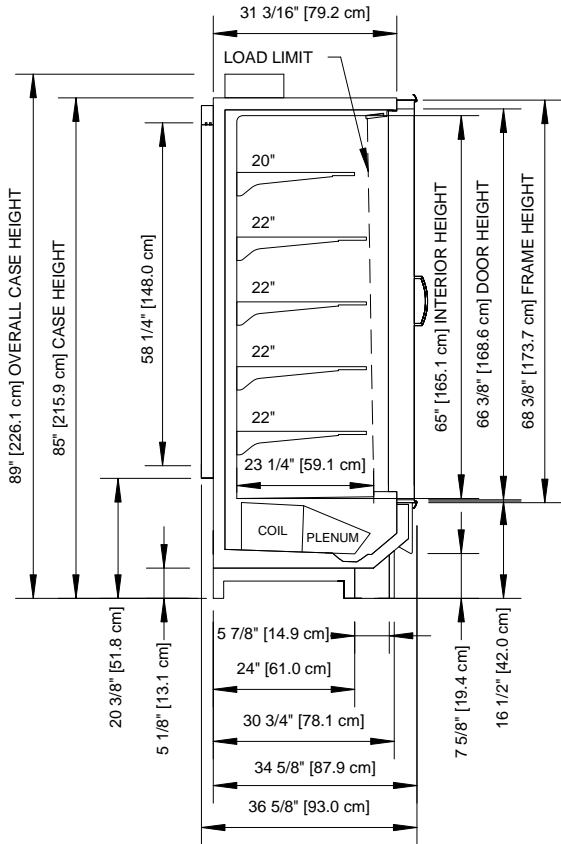
ALL MEASUREMENTS ARE TAKEN PER ASHRAE-72-2005 SPECIFICATIONS. HILLPHOENIX REFRIGERATED DISPLAY CASES FOR SALE IN THE UNITED STATES MEET OR EXCEED DEPARTMENT OF ENERGY 2017 REQUIREMENTS.

ONRBRH

Rev Date:	Rev #	Revision Description:
12-1-17	1	DOE 2017

ONRBRH

High Narrow Reach-In Rear Load Merchandiser 8' & 12' (Beverage / Dairy / Deli / Meat)



ONRBRH 8'

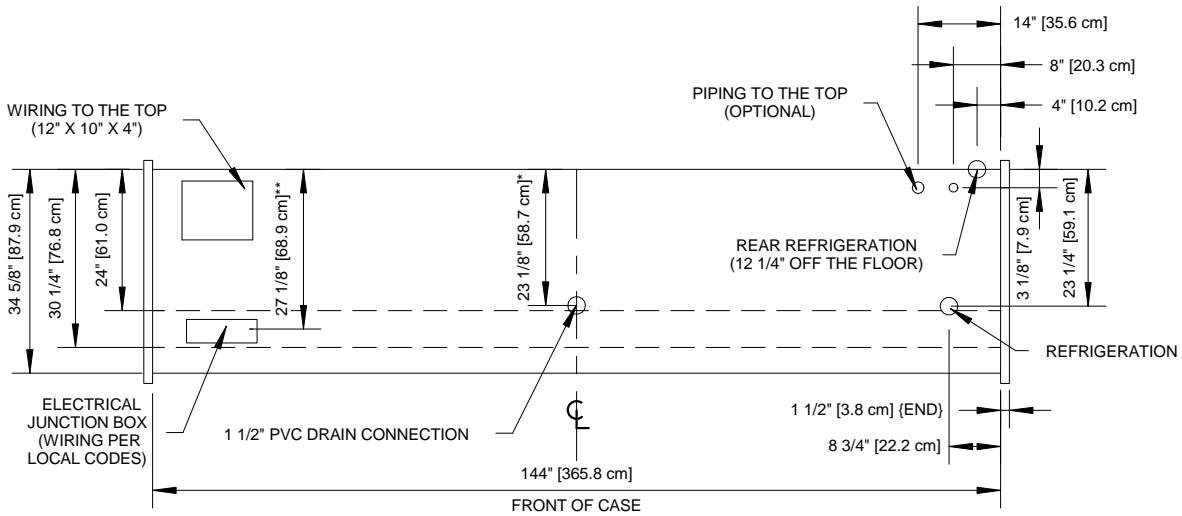
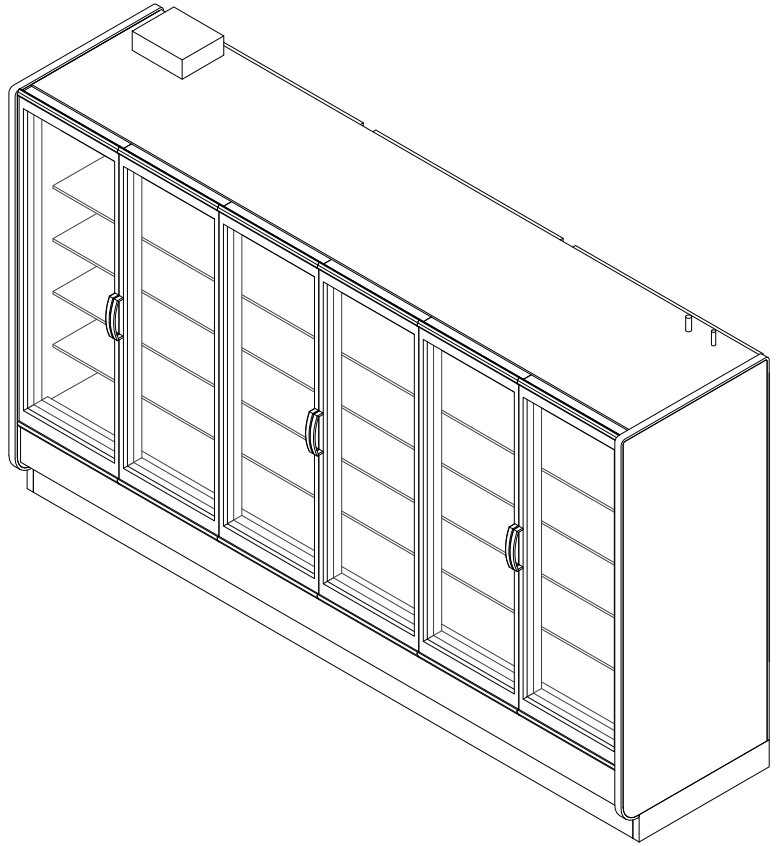
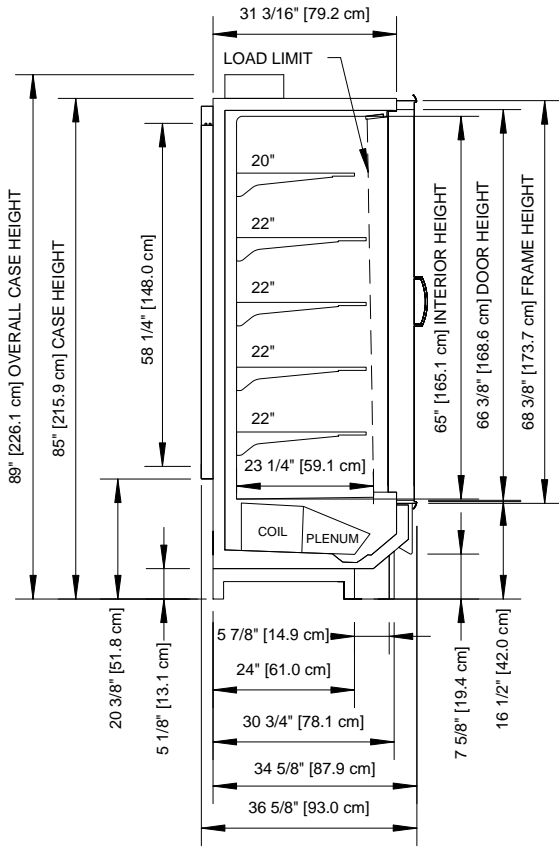
ALL MEASUREMENTS ARE TAKEN PER ASHRAE-72-2005 SPECIFICATIONS. HILLPHOENIX REFRIGERATED DISPLAY CASES FOR SALE IN THE UNITED STATES MEET OR EXCEED DEPARTMENT OF ENERGY 2017 REQUIREMENTS.

Rev Date:	Rev #	Revision Description:
12-1-17	1	DOE 2017



ONRBRH

High Narrow Reach-In Rear Load Merchandiser 8' & 12' (Beverage / Dairy / Deli / Meat)



2017
DOE
COMPLIANT



COMPONENT

ALL MEASUREMENTS ARE TAKEN PER ASHRAE-72-2005 SPECIFICATIONS. HILLPHOENIX REFRIGERATED DISPLAY CASES FOR SALE IN THE UNITED STATES MEET OR EXCEED DEPARTMENT OF ENERGY 2017 REQUIREMENTS.

ONRBRH 12'

Rev Date:	Rev #	Revision Description:
12-1-17	1	DOE 2017

Hillphoenix

A DOVER COMPANY