



CSA MEDIUM SILHOUETTE EVAPORATOR

AIR DEFROST

SUBMITTAL
CSA-867
FEB. 1996
NEW



Also suitable for Thermobank or other Hot Gas Defrosts for room temperatures +33°F and higher.
See bulletins MSG-830, and CSG-855 for more information.

Description:

The CSA unit cooler is ideal for meat, produce, fish or dairy storage walk in coolers in warehouses and super-markets where temperatures of +35°F or higher are required.

The draw-thru air flow design coupled with a fin spacing of 6 fins per inch assures uniform air distribution.

Removable end panels allow easy access to refrigerant connections. There is ample room within the end compartment for mounting the expansion valve.

Features:

EFFICIENT OPERATION

- Computer optimized design.
- Mill finish Aluminum Construction.

LONG LIFE AND RELIABILITY

- Motor bearings are lubricated for the life of the motor.
- Motors have built-in overload protection.
- Corrosion resistant casing and sturdy construction for long life.
- Coils constructed of Copper tubes and Aluminum fins.

QUALITY

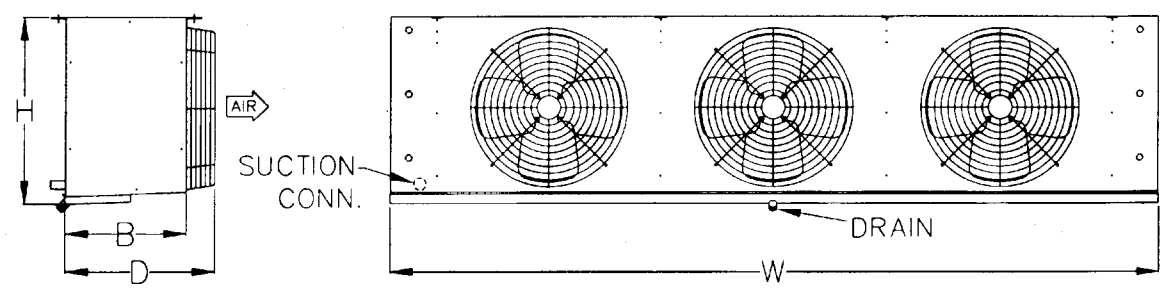
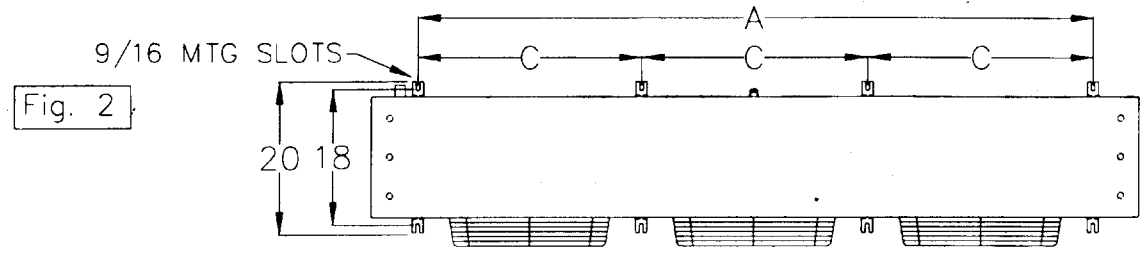
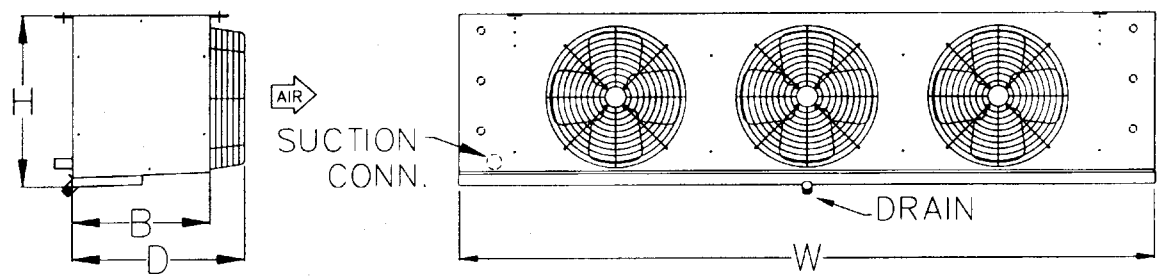
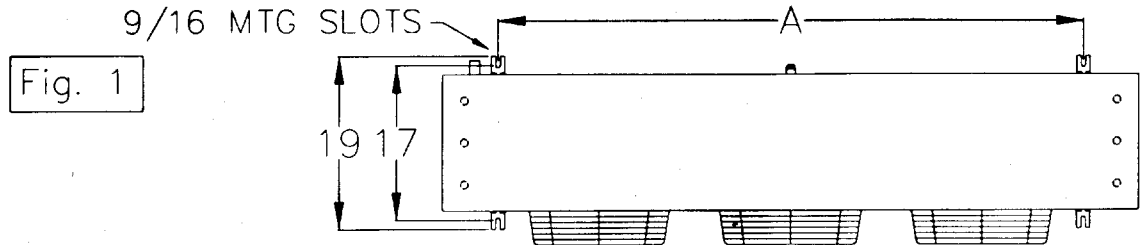
- Fans and motors specially selected for quietness.
- UL, C-UL listed, NSF approved.
- Dependable coil ratings.
- Coils tested, dehydrated and sealed at the factory.
- Fan guards exceed OSHA requirements.
- Draw thru air design.
- Sturdy motor mounts.

SERVICEABILITY

- Removable end panels for easy access.
- Electrical conduit box has retained fasteners.

APPEARANCE

- Room for TXV inside cabinet.
- Clean, low silhouette design.



For your convenience the diagram originally here is enlarged, and is now a separate page that can be found just prior to this page in the Adobe document.

PERFORMANCE DATA

6 FPI	MODEL	Capacity BTU/HR@ 10T.D.(1)			CFM (3)	Motors			Total Fan Motor Amps (4)		
		+40°F	+30°F(2)	+25°F(2)		QTY	H.P.	R.P.M.	115/1	230/1	460/1
	CSA-145	15700	14900	14500	3680	2	1/8	1050	4.0	1.8	0.9
	CSA-191	20600	19600	19000	3470	2	1/8	1050	4.0	1.8	0.9
	CSA-240	26000	24700	24000	5510	3	1/8	1050	6.0	2.7	1.4
	CSA-305	33100	31400	30500	4960	3	1/8	1050	6.0	2.7	1.4
	CSA-370	40100	38100	37000	5460	2	1/3	1075	14.2	6.4	2.6
	CSA-415	45000	42700	41500	8620	3	1/3	1075	14.2	6.4	2.6
	CSA-490	53200	50500	49000	8580	3	1/3	1075	21.3	9.6	3.9
	CSA-620	67300	63900	62000	7770	3	1/3	1075	21.3	9.6	3.9

1. Based on R-22.
2. Frosting conditions.
3. Unrestricted flow.
4. Motors are high efficiency PSC with built-in thermal overload protection.

DIMENSIONAL DATA

6 FPI	MODEL	Connections (in) (1)				Dimensions (in)							Refrig. Charge (lbs) (1)	Approx. Ship Weight (lbs)
		Suction O.D.	Liquid FN	Ext. Equal. O.D.	Drain MPT	Fig.	H	W	D	A	B	C		
	CSA-145	7/8	1/2	1/4	3/4	1	19	55	18-3/4	42	15	—	2.5	120
	CSA-191	7/8	1/2	1/4	3/4	1	19	55	18-3/4	42	15	—	3.4	140
	CSA-240	7/8	1/2	1/4	3/4	1	19	76	18-3/4	63	15	—	3.7	290
	CSA-305	1-1/8	1/2	1/4	3/4	1	19	76	18-3/4	63	15	—	6.1	320
	CSA-370	1-1/8	7/8	1/4	3/4	2	25	76	20	63	16	—	7.8	360
	CSA-415	1-1/8	7/8	1/4	3/4	2	25	106	20	63	16	—	8.4	395
	CSA-490	1-3/8	7/8	1/4	3/4	2	25	106	20	93	16	31	9.2	415
	CSA-620	1-3/8	7/8	1/4	3/4	2	25	106	20	93	16	31	13.7	520

Specifications, weights and dimensions subject to change without notice.

KRAMER 14230 Lochridge Boulevard / Covington, GA / 30014

Phone: 770-788-5800 Fax: 770-788-5820

www.kramerusa.net